J10 CLEANER'S KITCHENETTE

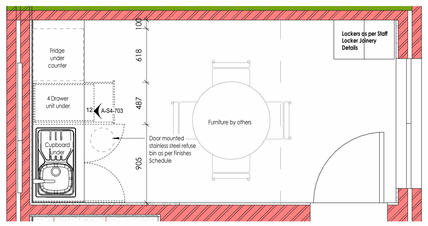

J10 Cleaner's room Kitchenette
1 : 25

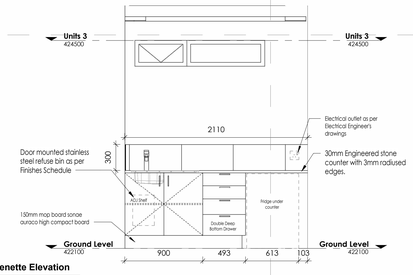

J10 Cleaner's Kitchenette Elevation
1 : 25

J9 SUPPORT MEMBERS KITCHENETTE

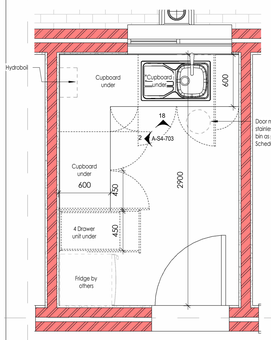

J9 Support Members Kitchenette
1 : 25

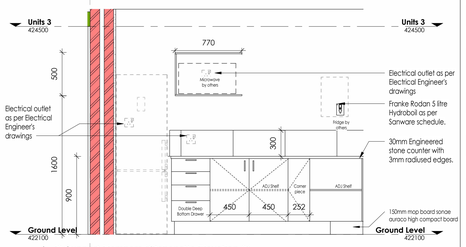

J9 Support Members Kitchenette Elevation 01
1 : 25

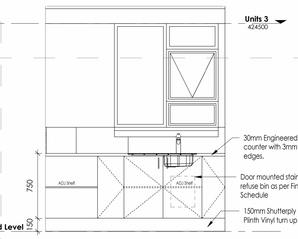

J9 Support Members Kitchenette Elevation 02
1 : 25

BOARDROOM KITCHENETTE J4

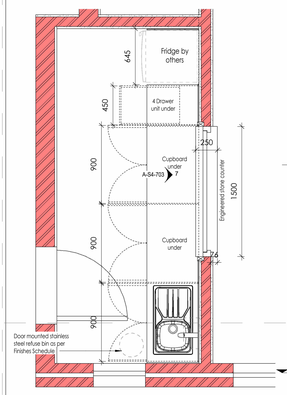

J4- Boardroom Kitchenette
1 : 25

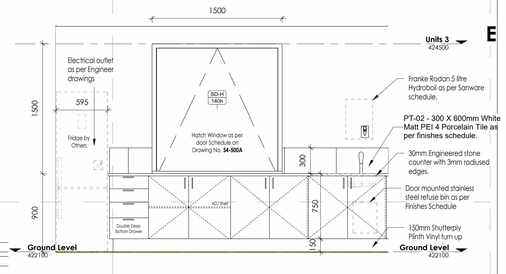

J4- Boardroom Kitchenette Elevation
1 : 25

J17 LOWER GROUND LEVEL KITCHENETTE

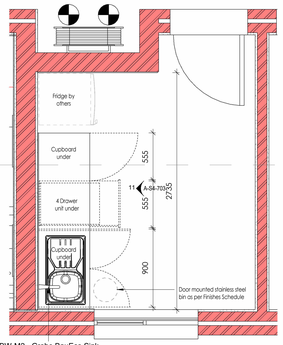

BW-M2 - Grohe BauEco Sink Mixer as per Sanware Schedule.

J15 Lower Ground Level Kitchenette Plan
1 : 25

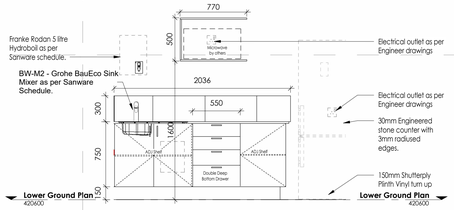

J15 Lower Ground Level Kitchenette Elevation
1 : 25

J8 LEVEL 5 KITCHENETTE

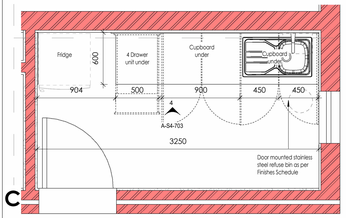

J8 Level 5 Kitchenette
1 : 25

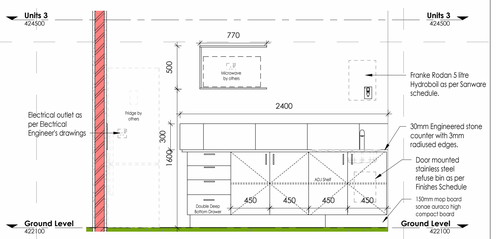

J8 Level 5 Kitchenette
1 : 25

J16 CLEANER'S KITCHENETTE

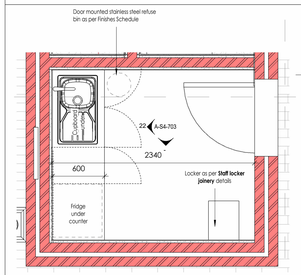

Cleaner's Kitchenette
1 : 25

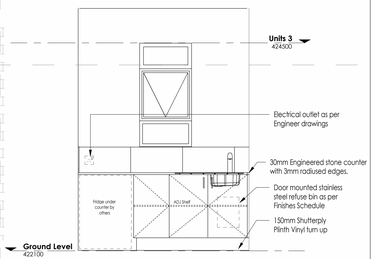

Cleaner's Kitchenette
1 : 25

BLANKETS & LINEN STORE

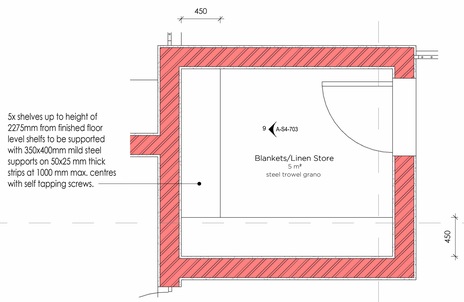

Joinery Plan - Blankets & Linen Store
1 : 25

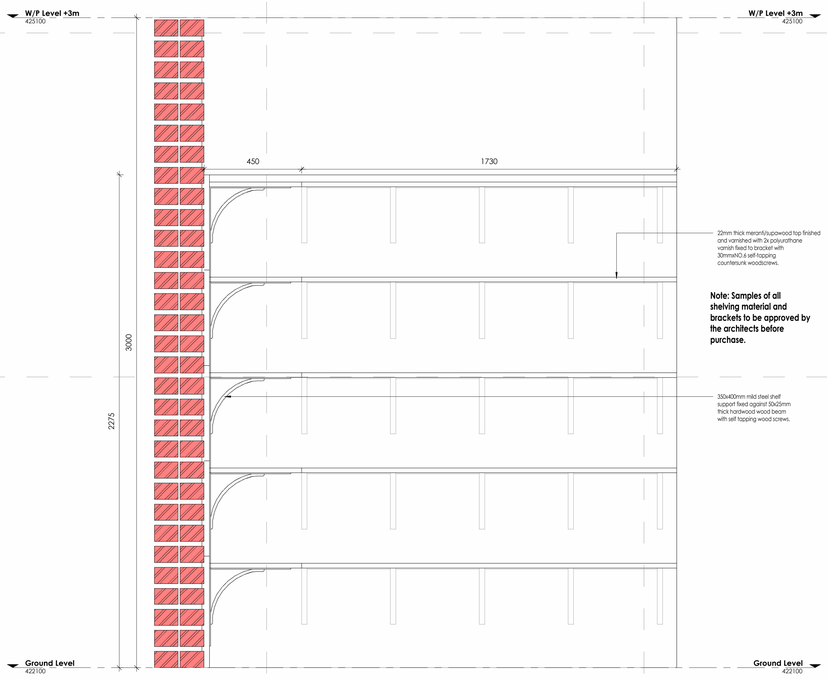

Note: Samples of all shelving material and brackets to be approved by the architects before purchase.

Blankets & Linen Elevation
1 : 10

J18 FIRST FLOOR LEVEL KITCHENETTE

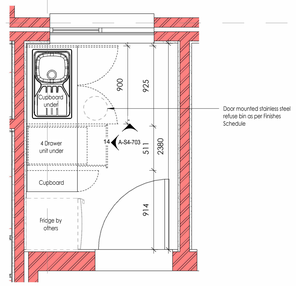

J16- First Floor Level Kitchenette
1 : 25

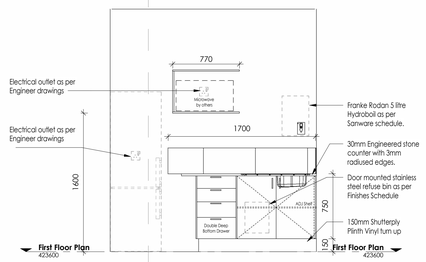

J16- First Floor Level Kitchenette Elevation
1 : 25

STAFF ABLUTION JOINERY DETAILS

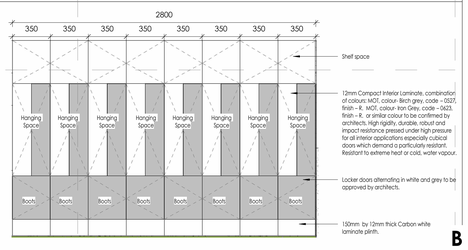

Ablution Locker Joinery Elevation
1 : 20

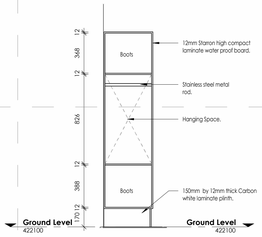

Ablution Locker Section
1 : 20

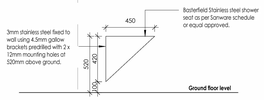

Shower Bench Detail
1 : 20

Lock Specification

Locker Mechanism as below or similar approved.

Cam lock

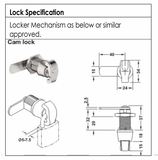

GENERAL DRAWING NOTES

- THE DESIGN ON THIS DRAWING IS COPYRIGHT AND REMAINS THE PROPERTY OF THE ARCHITECTS.
- ALL WORK TO BE CARRIED OUT STRICTLY IN ACCORDANCE WITH MUNICIPAL REGULATIONS.
- DRAWINGS NOT TO BE SCALED, ONLY ANNOTATED DIMENSIONS TO BE USED.
- ALL RELEVANT DATUM, LEVELS, DIMENSIONS TO BE CHECKED ON SITE BEFORE COMMENCEMENT OF WORK.
- ALL DRAWINGS ARE TO BE CHECKED BY THE MAIN CONTRACTOR AND ANY DISCREPANCIES ON THE DRAWINGS OR BETWEEN THE DRAWINGS ARE TO BE REFERRED TO THE ARCHITECT.
- CONTRACTOR TO CHECK ALL QUANTITIES PRIOR TO ORDERING AND MANUFACTURE.
- CONTRACTOR TO PROVIDE SHOP DRAWINGS FOR APPROVAL BY ARCHITECT PRIOR TO MANUFACTURE.

Revision:

No.	Description	Date

Ground Level - Reference Joinery Plan Copy 1
1 : 500

Lower Ground Plan- Joinery Reference Plan
1 : 500

First Floor Plan - Joinery Reference Plan
1 : 500

Client

Signature: Date:

SAKHISIZWE ARCHITECTS
33 ADELAIDE TAMBO DR , DURBAN NORTH
TEL: 031 563 3424 FAX: 031 563 3518
www.sakhisizwearchitects.com

Professional Architects signature
Mr K.P Mawesana (Pr. Arch) sacap (7902) saia (7893)

Project Title:

Proposed New Msinsini Police Station for the South African Police Service on Portion 4 of the farm Clifton Park No.9219

First Issue Date: 02/24/25	Page Size: A0
Drawn: KLN, JN, CM	Scale: As indicated
Checked: BS	

Drawing Description:

Joinery Details 02

Job no.:	Drawing no.:	Rev. no.:
s571	S4-703	

Signature:

ISSUED FOR APPROVAL	
ISSUED FOR INFORMATION	
ISSUED FOR SUBMISSION	
ISSUED FOR TENDER	
ISSUED FOR CONSTRUCTION	