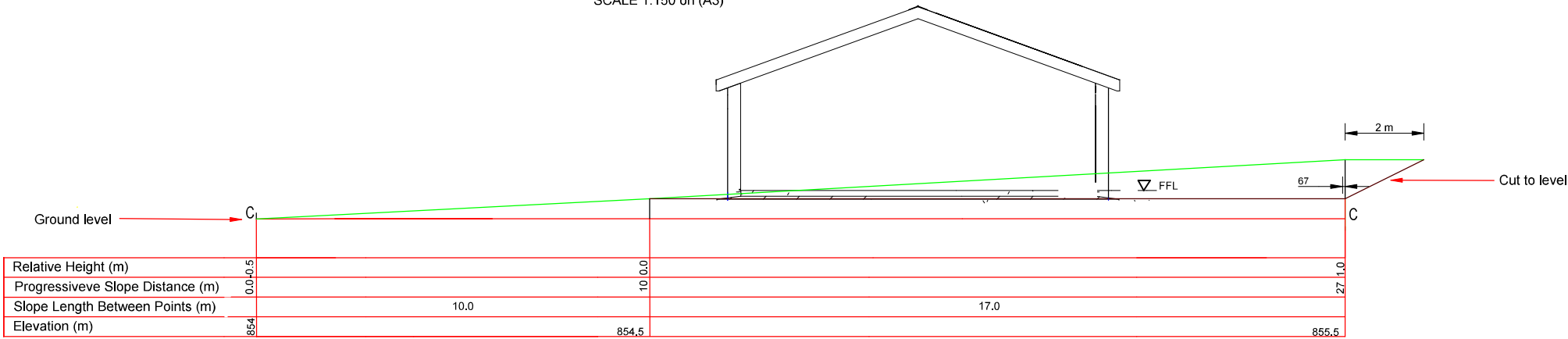
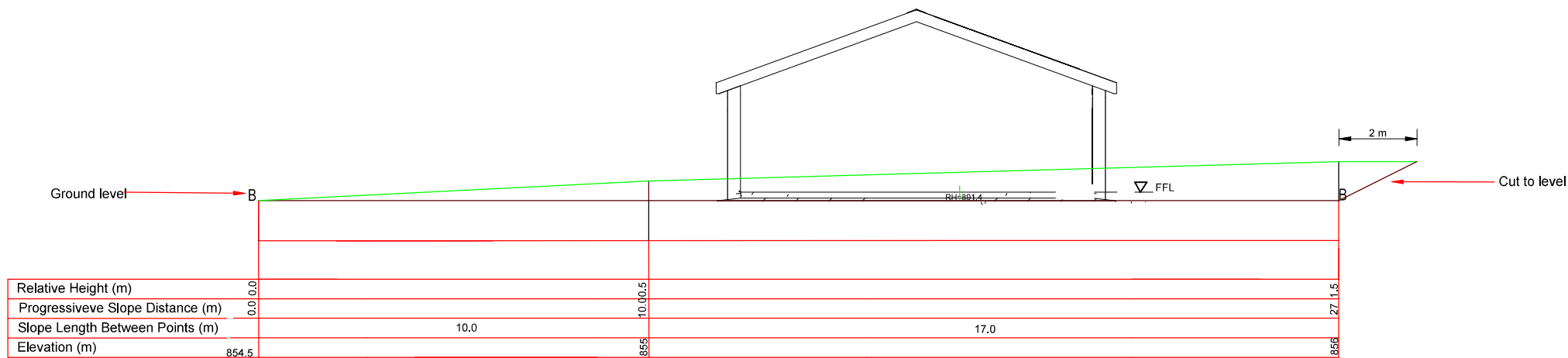


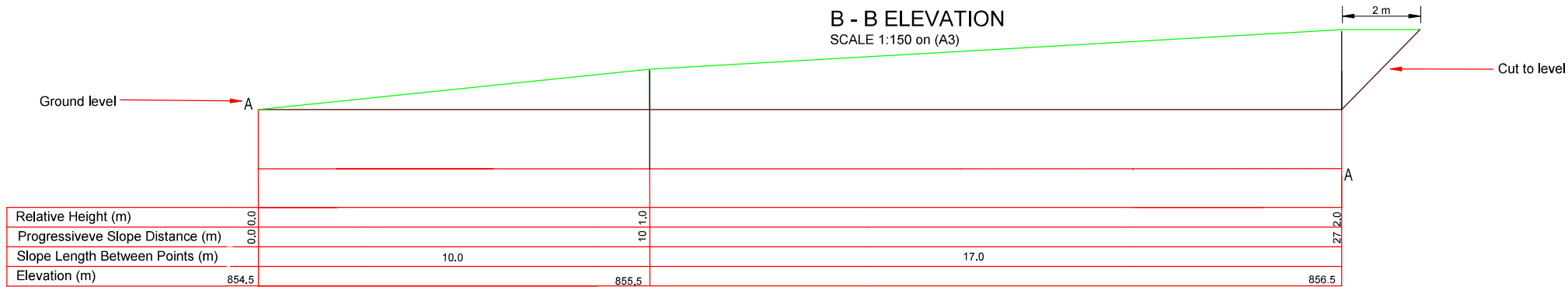
D - D ELEVATION
SCALE 1:150 on (A3)



C - C ELEVATION
SCALE 1:150 on (A3)



B - B ELEVATION
SCALE 1:150 on (A3)



A - A ELEVATION
SCALE 1:150 on (A3)

NO.	SPECIAL NOTES:	M MZILENI (CONTROL ENG. TECH.) DECEMBER 2023 (DATE APPROVED)	DEPARTMENT OF RURAL DEVELOPMENT AND AGRARIAN REFORM PROVINCE OF THE EASTERN CAPE ENGINEERING SERVICES PRIVATE BAG X9032 AMATHOLE DISTRICT EAST LONDON 5200	MERELISA SHEARING SHED	SCALE NTS	INDEX NO. SCMM001/24/01
				LONGITUDINAL SECTIONS	A3 ORIGINAL	PLAN NO. SHEET 17b