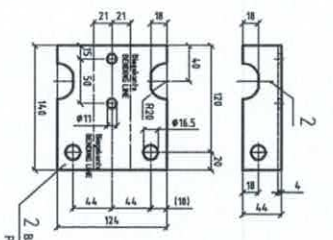
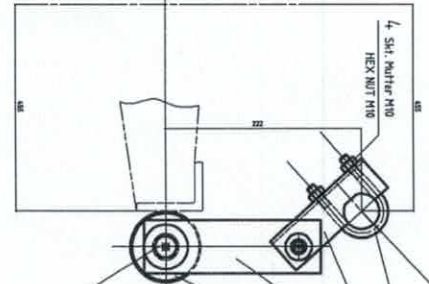
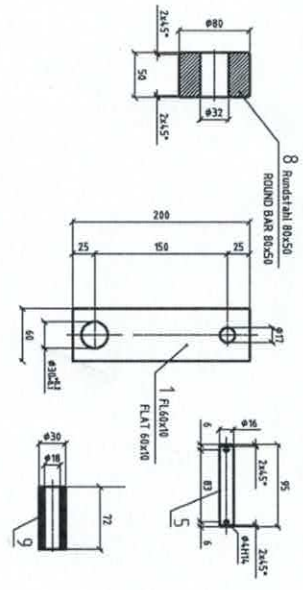
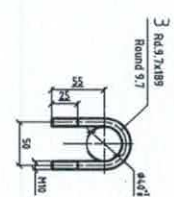


M/SCALE 1:25

WORKSHOP:
HAMMER TO BE ASSEMBLED COMPLETELY!



Sämtliche Bohrungen und Ausschnitte vor dem Einsetzen herzustellen!
ALL HOLES AND CUTS MANUFACTURE BEFORE DRIVING!



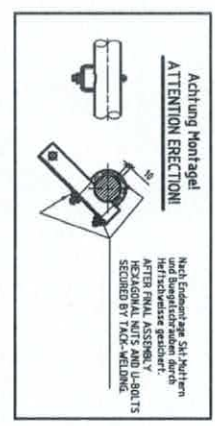
M/SCALE 1:2

Weight for 1 Hammer : 5,8 kg
Weight for 480 Hammers : 2784 kg

PART LIST FOR 1HAMMER

ITEM	QTY	DESCRIPTION	UNIT	QTY	DESCRIPTION	UNIT	QTY	DESCRIPTION	UNIT
1	1	FLAT BAR 60x10	kg	1	FLAT BAR 60x10	kg	1	FLAT BAR 60x10	kg
2	1	HEX NUT M10	kg	1	HEX NUT M10	kg	1	HEX NUT M10	kg
3	1	U-BOLTER	kg	1	U-BOLTER	kg	1	U-BOLTER	kg
4	1	HEX NUT M10	kg	1	HEX NUT M10	kg	1	HEX NUT M10	kg
5	1	PLATE 5	kg	1	PLATE 5	kg	1	PLATE 5	kg
6	1	WASHER 17	kg	1	WASHER 17	kg	1	WASHER 17	kg
7	1	SPLIT PIN 4x32	kg	1	SPLIT PIN 4x32	kg	1	SPLIT PIN 4x32	kg
8	1	ROUND BAR ø80x50	kg	1	ROUND BAR ø80x50	kg	1	ROUND BAR ø80x50	kg
9	1	WASHER 17	kg	1	WASHER 17	kg	1	WASHER 17	kg
10	1	SPLIT PIN 4x32	kg	1	SPLIT PIN 4x32	kg	1	SPLIT PIN 4x32	kg
11	1	HEX NUT M10	kg	1	HEX NUT M10	kg	1	HEX NUT M10	kg
12	1	WASHER 17	kg	1	WASHER 17	kg	1	WASHER 17	kg

ERECTION:
ALL BOLT-CONNECTIONS TO BE SECURED BY TACKWELDING!



THIS DRAWING HAS BEEN CREATED ON A CAD SYSTEM. ANY AMENDMENT MUST BE EFFECTED ON THE SAME SYSTEM.



NO.	DATE	DESCRIPTION	BY	CHKD	APPV
01	12/01	REVISION			
02	01/02	REVISION			
03	02/03	REVISION			
04	03/04	REVISION			
05	04/05	REVISION			
06	05/06	REVISION			
07	06/07	REVISION			
08	07/08	REVISION			
09	08/09	REVISION			
10	09/10	REVISION			
11	10/11	REVISION			
12	11/12	REVISION			

ESKOM POWER LTD.
2002/01/20/04

KRIEL POWER STATION
Units 4 & 6 Precipitators
Project
Discharge Rapping Hammers

28.45/54.319

01



1 2 3 4 5 6 7 8 9 10 11 12

A B C D E F G H