	<b>Business Management System</b> Scope of Work	Document Identifier	240-00000000	Rev	1
		Date	28/11/2017		
		Page	1 of 6		


## Contents

1	Overview and purpose of the <i>goods</i> and <i>services</i> .....	2
2	Specification and description of the <i>goods</i> .....	2
2.1	Procedure for submission and acceptance of <i>Supplier's</i> design .....	2
2.2	Other requirements of the <i>Supplier's</i> design.....	2
2.3	Use of <i>Supplier's</i> design.....	3
2.4	Manufacture & fabrication.....	3
2.5	Factory acceptance testing (FAT).....	3
2.6	Other tests and inspections and commissioning in place of use.....	3
2.7	Operating manuals and maintenance schedules .....	4
3	Supply Requirements .....	4
4	specification of the <i>services</i> to be provided .....	4

### Controlled Disclosure

When downloaded from the document management system, this document is uncontrolled and the responsibility rests with the user to ensure it is in line with the authorised version on the system.

No part of this document may be reproduced without the expressed consent of the copyright holder, Rotek Industries SOC Limited and Roshcon SOC Limited  
Hard copy printed on: 28 September 2022

	<b>Business Management System</b> Scope of Work	Document Identifier	240-00000000	Rev	1
		Date	28/11/2017		
		Page	2 of 6		

## 1 Overview and purpose of the goods and services

The overview and purpose of the power cables and control cables is to enable the connection and transfer of signal of two or more electric and or electronic devices and equipment's. Power cables are to ensure reliable, safely and consistent transmission of electric signal in power generating plant. Depending on the voltage ratings of each cable, the power cable must be designed to ensure minimum voltage drop. All power cables must ensure sufficient insulation to withstand the current and voltage ratings during power transmission

### Logistics and Delivery to Site

All the test certificates and other supporting documents related to the cable specifications must be made available.

Eskom quality management QM58 must be adhered to

Requirement for Power and control cables for power station standard 240- 56227443

SANS 9001- 2015-ED5

All Equipment/ material shall be protected as the case may be, carriage at site and outdoor storage during transit and at the site, strictly according to the instructions given in this specification.

The supplier shall be responsible for any damage to the equipment during delivering

Bundled materials shall be strapped rigidly with steel band over the protective covering.

Fragile materials shall be securely braced within the containers or otherwise amply fastened and packed to prevent shifting or rattling. Soft non-hygroscopic packing

materials shall be placed between the hard packing materials and the fragile Equipment.

Loose material e.g. bolts; nuts, etc. shall be packed in bags with proper tagging.

All Cable drums shall be protected for the entire period of dispatch,

The cable drums shall be transported from factory to project site with a release inspection from the client.

## 2 Specification and description of the goods

### Description of the goods

- CABLE 240MMX4C PVC PVC SWA
- BARE GALV MILD STEEL COPPER ANTI THEFT EARTH 240MM
- 95mm x 4 CORE PVC ARMOURED CABLE
- CABLE 185mm X 3 CORE PVC SWA
- BARE GALV MILD STEEL COPPER ANTI THEFT 120MM

### Specification

The power cables must be designed according to below cable user requirement specification:


- Electrical Cable Conductor Red Stripped
- Rubber Covered
- 300m or 500m or 1000m of length
- Designed and tested according to SABS 1339, SANS 1507 standards

#### Controlled Disclosure

When downloaded from the document management system, this document is uncontrolled and the responsibility rests with the user to ensure it is in line with the authorised version on the system.

No part of this document may be reproduced without the expressed consent of the copyright holder, Rotek Industries SOC Limited and Roshcon SOC Limited

Hard copy printed on: 28 September 2022

	<b>Business Management System</b> Scope of Work	Document Identifier	240-00000000	Rev	1
		Date	28/11/2017		
		Page	3 of 6		

- RED STRIPED SWA/ Low Halogen Blue Stripped Cable
- The designed type of conductors is copper conductors
- Conductor Insulations is CROSS LINKED \* POLYETHYLENE (XLPE)
- Cable must comply with the International Standards of IEC 287, IEC60502

## 2.1 Procedure for submission and acceptance of *Supplier's* design

Details of the cable designs and or catalogue shall be submitted to the Engineer/Project Manager for acceptance before manufacturing. Drawing practice, formats, title blocks, and numbering must conform to the standards applicable for the Project and are to be agreed between the supplier and the Project Manager during a kick-off meeting. Proposals are submitted to the Engineer/Project Manager for review and acceptance.

## 2.2 Other requirements of the *Supplier's* design

The manufacturing of power cable shall be in strict accordance with the law, SABS 1339, SANS 1507 codes of practice and standards as well as IEC 287, IEC 60502. The supplier must provide a complete cable design drawing. The drawing must be compiled by a competent person. The Auto Cad software and or micro station can be used for the compilation of the drawings.

## 2.3 Use of *Supplier's* design

N/A

## 2.4 Manufacture & fabrication

The power cable must be manufactured according to the applicable law, SABS 1339, SANS 1507 codes of practice and standards as well as any other applicable international standards including IEC 287, IEC 60502. The cable must be manufactured so as to provide maximum protection of the conductors while ensuring minimum voltage drop.

## 2.5 Factory acceptance testing (FAT)

The supplier must advise and invite the client to witness any factory acceptance testing (FAT) of the power cables. The suppliers must provide and issue certificate of each cable with cable test rest of phase to phase IR as well as phase to earth IR. The supplier must provide the client any other test results conducted on the cable during FAT

The supplier shall prepare Quality Control Plan identifying the various stages of manufacture, quality checks performed at each stage and the Customer hold points. The document shall also furnish details of method of checking, inspection and acceptance standards/values and get the approval of the client or his representative before proceeding with manufacturing. The Client or his representative shall have the right to review the inspection reports, quality checks and results of suppliers 's in-house inspection department which are not Customer hold points and the supplier shall comply with the remarks made by the client or his representative on such reviews with regard to further testing, rectification or rejection etc.

## 2.6 Other tests and inspections and commissioning in place of use


N/A

### Controlled Disclosure

When downloaded from the document management system, this document is uncontrolled and the responsibility rests with the user to ensure it is in line with the authorised version on the system.

No part of this document may be reproduced without the expressed consent of the copyright holder, RoteK Industries SOC Limited and Roshcon SOC Limited

Hard copy printed on: 28 September 2022

	<b>Business Management System</b> Scope of Work	Document Identifier	240-00000000	Rev	1
		Date	28/11/2017		
		Page	4 of 6		

## 2.7 Operating manuals and maintenance schedules

N/A

## 3 Supply Requirements

N/A

## 4 Specification of the services to be provided

- Supply and delivery and offloading of cables must be on time of required order
- Transported by road on supplier's costs and transport
- End user to be informed when delivery will be done at least 3 days upfront
- No deliveries to be done on Friday, Weekend or public holiday (Unless otherwise agreed upon)

### Approved by:




Tim Modipa  
Facilities Manager

10 Oct 2023



Nyakallo Tema  
Project Manager

10 Oct 2023



Thabiso Mkhize  
Quality Officer

10 Oct 2023

#### Controlled Disclosure

When downloaded from the document management system, this document is uncontrolled and the responsibility rests with the user to ensure it is in line with the authorised version on the system.

No part of this document may be reproduced without the expressed consent of the copyright holder, RoteK Industries SOC Limited and Roshcon SOC Limited  
Hard copy printed on: 28 September 2022