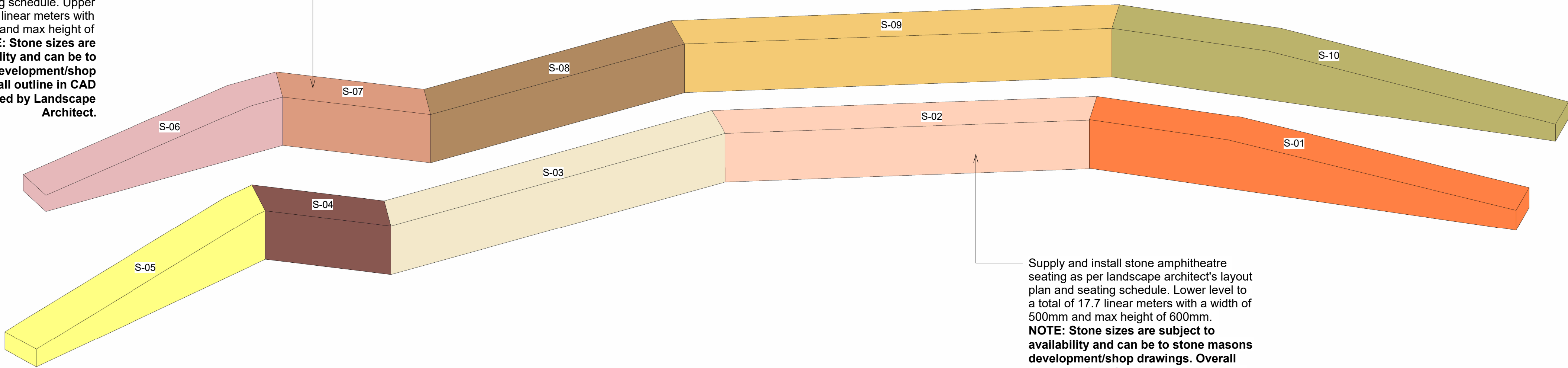
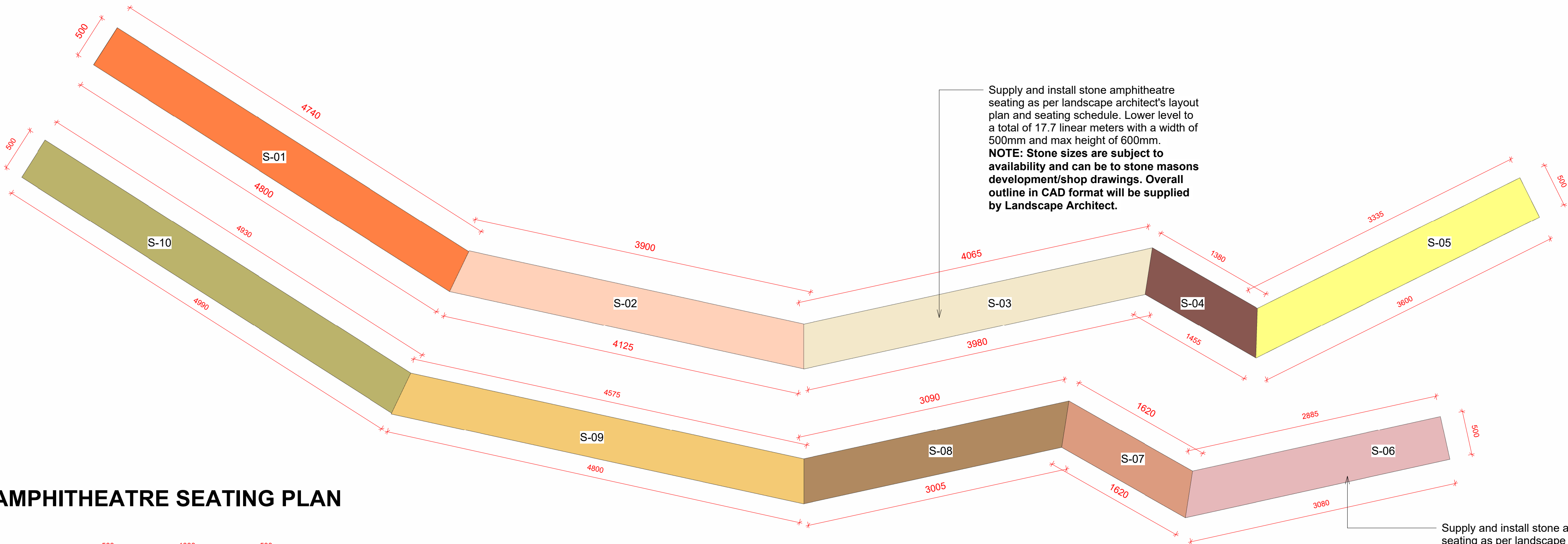


Supply and install stone amphitheatre seating as per landscape architect's layout plan and seating schedule. Upper level to a total of 17.3 linear meters with a width of 500mm and max height of 600mm. **NOTE: Stone sizes are subject to availability and can be to stone masons development/shop drawings. Overall outline in CAD format will be supplied by Landscape Architect.**



Supply and install stone amphitheatre seating as per landscape architect's layout plan and seating schedule. Lower level to a total of 17.7 linear meters with a width of 500mm and max height of 600mm. **NOTE: Stone sizes are subject to availability and can be to stone masons development/shop drawings. Overall outline in CAD format will be supplied by Landscape Architect.**

STONE AMPHITHEATRE 3D

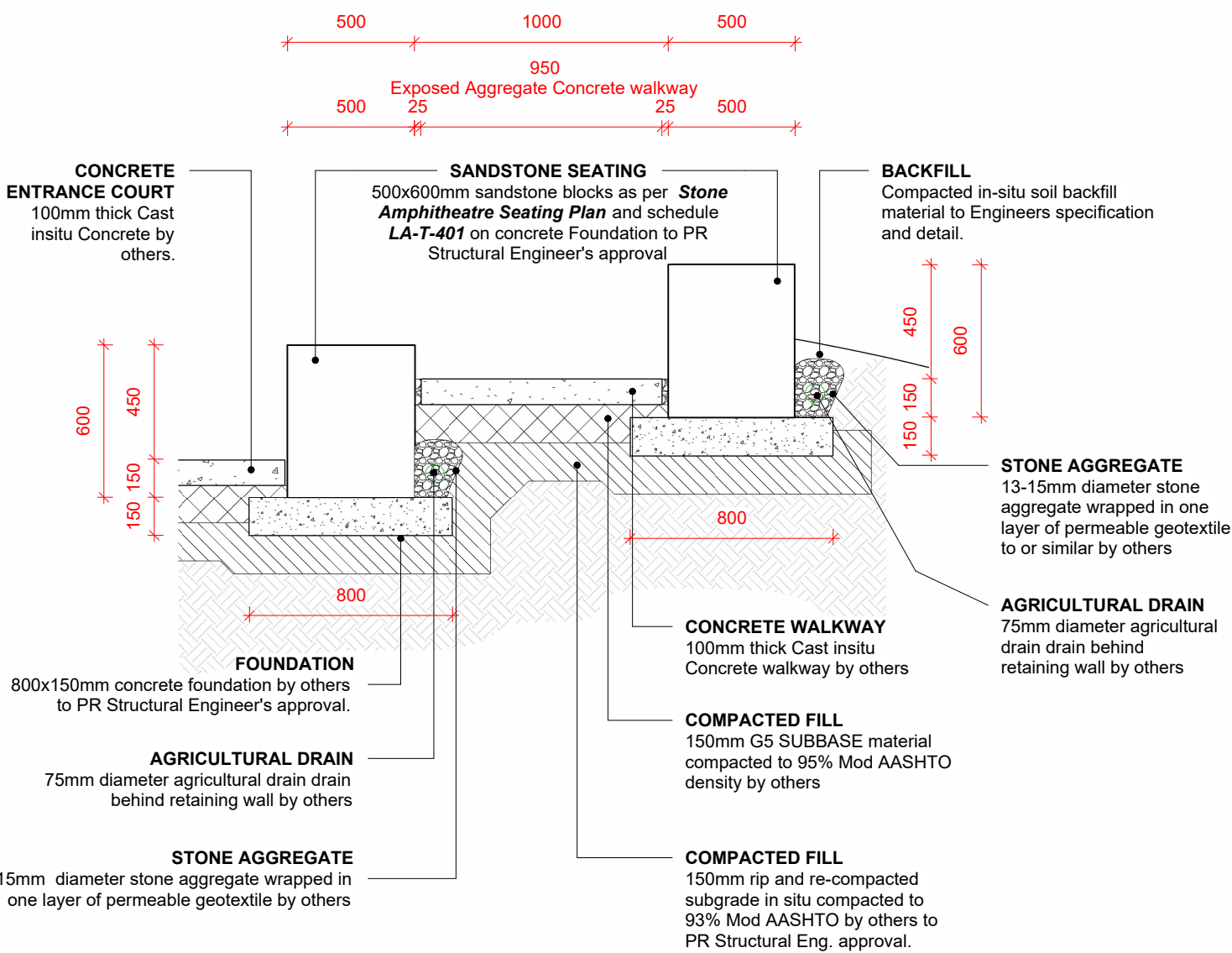


Supply and install stone amphitheatre seating as per landscape architect's layout plan and seating schedule. Lower level to a total of 17.7 linear meters with a width of 500mm and max height of 600mm. **NOTE: Stone sizes are subject to availability and can be to stone masons development/shop drawings. Overall outline in CAD format will be supplied by Landscape Architect.**

Supply and install stone amphitheatre seating as per landscape architect's layout plan and seating schedule. Upper level to a total of 17.3 linear meters with a width of 500mm and max height of 600mm. **NOTE: Stone sizes are subject to availability and can be to stone masons development/shop drawings. Overall outline in CAD format will be supplied by Landscape Architect.**

STONE AMPHITHEATRE SEATING PLAN

1 : 30



**AMPHITHEATRE SEATING**  
Total linear meters: 35 m  
Stone seating with a width of 500mm and max. height of 600mm to be supplied and installed on concrete foundation cast by others to PR Structural Engineer's approval.

**FINISH SPECS**  
Exposed front/back face: Natural stone finish to manufacturer's specification  
Top face: Saw cut to manufacturer's specification  
Bottom face: Saw cut to manufacturer's specification  
Joint edges: Saw cut and joined to manufacturer's specification.

**NOTE: Stone sizes are subject to availability and can be to stone masons development/shop drawings. Overall outline in CAD format will be supplied by Landscape Architect.**

Sanstone Benches - Typical Detail Section


1 : 25

**GENERAL NOTES**  
All work is to be done in accordance with the National Building Regulations.  
Quality of all materials and workmanship to comply with the relevant S.A.N.S. specifications and/or specified international codes where applicable in the Architectural specifications. The recommendations and requirements of such documents to be considered a minimum standard for the works.

The contractor shall in all aspects of the works comply with the provisions of the Occupational Health and Safety Act, 1993 (Act No. 85 of 1993) and any regulations promulgated in terms of that Act.  
This drawing must be read in conjunction with all the relevant drawings, schedules and specifications from YES AND STUDIO and all other consultants related to the project.  
This drawing is not to be scaled. Figured dimensions to be used. All dimensions are in millimeters and Levels are in meters, unless otherwise stated.  
All dimensions and levels must be checked on site by the contractor. Any discrepancies between consultant's documentation are to be verified before putting any work in hand.  
All work to be executed by competent person qualified for the specific trade.

**IMPORTANT PLANTING NOTES**  
Please refer to Yes& Studio's Landscape Specification Document and Tree Management document for detailed notes on planting.  
All plant material to be checked and approved by Landscape Architect once delivered to site, prior to planting.  
A sample of planting setting out to be done under supervision or approved by the Landscape Architect.  
When working in the existing and proposed tree root zone, all work to be carried out with care using hand tools only.

ALL ARCHITECTURAL DRAWINGS AND SKETCHES REMAIN THE PROPERTY OF THE AUTHOR/DESIGNER/ARCHITECT AS MENTIONED BELOW.  
NO DRAWING MAY BE COPIED OR REVISED IN ANY MANNER UNLESS AUTHORISED BY COMPANY OR PROJECT TEAM MEMBER.



**Project Name:**  
**LANDSCAPING FOR THE 200 YEARS COMMEMORATION OF THE IZIKO SOUTH AFRICAN MUSEUM**

**Client Name:**  
Iziko South Africa

**Project Address:**  
Iziko South African Museum, 25 Queen Victoria Street, Gardens, Cape Town 8001

<b>TENDER</b> <i>Drawing Purpose</i>		
<b>STONE AMPHITHEATRE BENCHES</b> <i>Drawing Name</i>		
EC <i>Drawn by</i>	LA-T-400 <i>Drawing Number</i>	
AT <i>Checked by</i>	2513 <i>Project Number</i>	<i>Revision</i>
As indicated <i>Scale</i>	05/09/2025 <i>Date</i>	
<i>Paper Size:</i> <b>A1</b>		