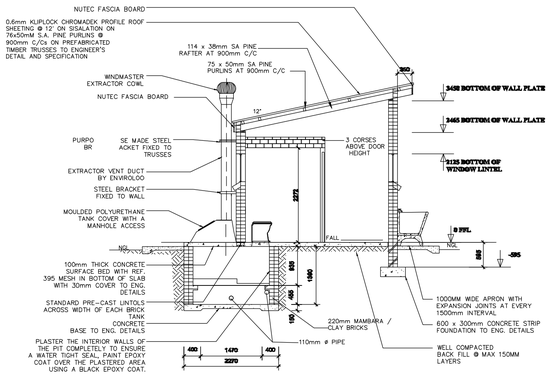

SECTION A-A
SCALE 1:75

NOTE:
ENVIRO LOO INSTALLATION AS PER MANUFACTURER'S SPECIFICATION AND DETAILS

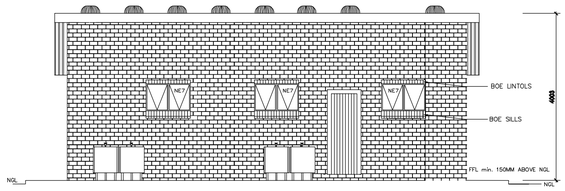

FRONT ELEVATION
SCALE 1:75

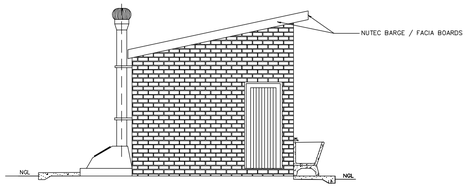

SIDE ELEVATION
SCALE 1:75

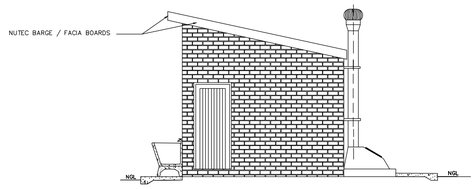

SIDE ELEVATION
SCALE 1:75

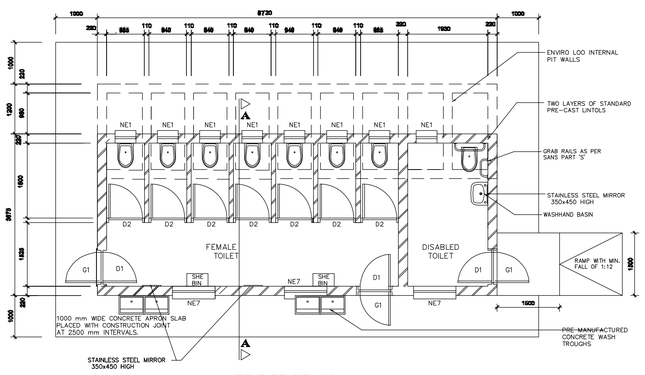

FLOOR PLAN
SCALE 1:75

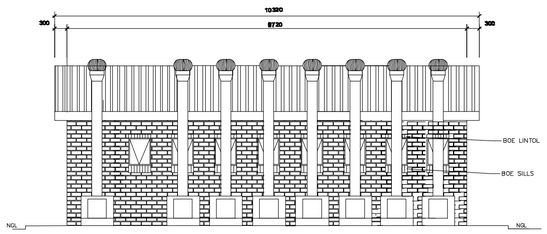

BACK ELEVATION
SCALE 1:75

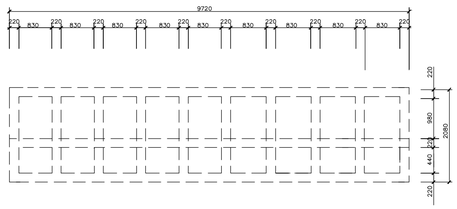

TANK PLAN
SCALE 1:75

GENERAL NOTES:

1. ALL WORK TO BE CARRIED OUT IN ACCORDANCE WITH THE NATIONAL BUILDING REGULATION AND SABS 0400 OF 1990
2. CONTRACTOR TO READ ONLY FIGURED DIMENSION
3. CONTRACTOR TO VERIFY ALL DIMENSION ON SITE BEFORE COMMENCING WITH ANY WORK.

NOTES AND SPECIFICATIONS:

GENERAL
1. Use dimensions provided and do not sclae drawing.
2. All work to comply with SANS, PW371 and SABS.
3. All dimensions, levels and positions to be verified on site prior to construction.
4. All concrete work to be as per Engineer's details and specifications.
5. All pits to face North.
5. All brickwork have brickforce at every 2nd course in pit lining and 3rd course in superstructure.

PIT EXCAVATION
1. All stages of pit excavation to be inspected and approved by Engineer and signed off.
2. All pit lining to be inspected by EnviroLoo Services before slab casting.

COMPACTION OF SURFACES
All ground surfaces receiving concrete floors / slab should be compacted to 150mm layers 93% ModAASHTO density before casting concrete.

CONCRETE WORKS
1. All concrete to be as per Engineer's details and specifications.
2. 25 MPa strength concrete to be used throughout construction:
Trial Concrete Mixes: Proportions
Concrete Strenght at 28 Days 25Mpa:
1 : 2 : 2 (mix proportion by volume)
1 bag cement : 0.08m3 Sand : 0.09m3 Stone (Volume/Bag)
385 kg cement : 820 kg sand : 960 kg stone (Mass/m3)
3. Pre-cast concrete lintols to be used as support under top slab of pit.
4. All concrete aprons to be 1000mm wide..

MORTAR
Mixed proportions to be:
1 cement : 3 sand
(i.e.1 bag cement : 3 wheelbarrows (37 litres) sand)

BRICKWORK
Sub-structure
1. All pit lining / foundation brickwork to be solid NFP clay brick.
2. All internal surface of pit lining to be painted with two coats black expoxy paint installing Enviro-Loo units.
Super-structure
1. All external walls / partitions to be of clay face brick to SABS quality.
2. All cubicle partition walls to be 3 courses above door height.
3. All brickwork above door openings should have brickforce on evry course at least 3 courses.
4. Air bricks: Standard 230X152mm terra-colts vermin proofed lourved air grating to be used above all window openings.

ROOF SHEETING
1. 0.6mm kliplock chromadek roof sheeting.

ROOF TIMBER / CEILING
1. All roof timbers to be machined SABS treated wood with three coats of approved wood preservative.
2. Timber connections (Hurricane Clips) are required all intercessions between timber rafters and purlins.
3. Sisalation is to be applied interval under all roof surfaces.

METALWORK
1. All metalwork should be primed before installation.
2. All steel window should have 6x20mm flat bar burglar proofing.

PLUMBING
1. Double concrete wash trough to be used.
2. All wash troughs should be connected to the school's water supply system and the waste water should be piped to a soakaway.
3. The soakaway should be as per Engineer's detail and position to be determined on site.
4. Only 20mm and galvanised pipework should be used as connection from wall to the discharge points.

GLAZING
1. 6.28mm obscure safety glass
2. Stainless steel mirrors size 350x450mm high.

PAINTING
1. All paintwork to comply with SABS and PW371 specification.
2. All steel window and door frames including doors and fascia / barge boards to be discharge points.

WINDOW SCHEDULE

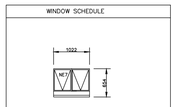

WINDOW NO.	N2
CATALOGUE	NE7
FRAME	1022 x 654mm HIGH STANDARD STEEL WINDOW FRAME
FRAME FINISH	SPOT PRIMING DEFECTS IN PRE-PRIME SURFACE WITH ZINC CHROMATE. 3mc EPWP GOLDEN BROWN FINISH UNDER COAT & TWO COATS EPWP GOLDEN BROWN GLOSS ENAMEL PAINT ON STEEL
GLAZING	6.28mm OBSCURE SAFETY GLASS
NO. REQUIRED	2

WINDOW SCHEDULE

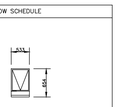

WINDOW NO.	N1
CATALOGUE	NE3
FRAME	533 x 654mm HIGH STANDARD STEEL WINDOW FRAME
FRAME FINISH	SPOT PRIMING DEFECTS IN PRE-PRIME SURFACE WITH ZINC CHROMATE. 3mc EPWP GOLDEN BROWN FINISH UNDER COAT & TWO COATS EPWP GOLDEN BROWN GLOSS ENAMEL PAINT ON STEEL
GLAZING	6.28mm OBSCURE SAFETY GLASS
NO. REQUIRED	4

ENTRANCE DOOR

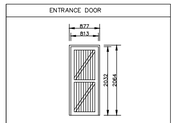

FRAME TYPE	SINGLE REBATE STEEL FRAME TO FIT 110mm WALL (D1)
FRAME FINISH	PRIME AND PAINT UNDERCOAT AND 2no. FINISHING COATS IN GLOSS ENAMEL COLOUR TBC
DOOR LEAF	44mm FRAMED LEDGED AND BRACED DOOR SIZE 813x2032mm INCLUDING EXTERNAL WEATHER BAR
LEAF FINISH	UNDER COAT AND MINIMUM 2 COATS GLOSS ENAMEL – COLOUR TBC
LOCK	3 LEVER MORTICE LOCK SET
IRONMONGERY	100mm BRACE CABIN HOOK

DOOR SCHEDULE

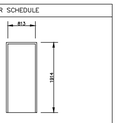

DOOR NO.	SINGLE REBATE STEEL FRAME TO FIT 110mm WALL D22
CATALOGUE	PRIME AND PAINT UNDERCOAT AND 2no. FINISHING COATS IN BROWN VANISH GLOSS ENAMEL
DOOR LEAF	813 x 1914 x 44mm SEMI SOLID DOOR
LEAF FINISH	3no. EPWP GOLDEN BROWN HIGH GLOSS ENAMEL PAINT
LOCK	2 LEVER MORTICE LOCK STANDARD AS PER MANUFACTURE WITH BARREL BOLT
NO. REQUIRED	2 (BH: 0, LH: 2)

NOTES:

LEGEND:

DATE	NO.	REVISION / VARIATIONS	KUT
08.11.22	1	ISSUED FOR TENDER	BS

CLIENT:
LIMPOPO PROVINCIAL GOVERNMENT
REPUBLIC OF SOUTH AFRICA
DEPARTMENT OF EDUCATION
CNR 113 BILLARD & 24 EXCELSIOR STREET
POLOKWANE
0700

IMPLEMENTING AGENT:
THE MVULA TRUST
A leading developmental NGO
ROP 6 RHODES DRIFT OFFICE PARK
RHODES DRIFT STREET
BENDOR , POLOKWANE
0699
Tel No.: (015) 291 2405

PROJECT ENGINEERS:
KUTLO CONSULTING ENGINEERS
2 HEUWELKRUIN
THABAZIMBI EXT 1
THABAZIMBI
0380
Tel No.: 079 978 4501
Fax No.: 086 674 3237
E-mail: admin@kutloconsulting.co.za

PROJECT:
LIMPOPO DEPARTMENT OF EDUCATION

WATER , SANITATION AND FENCING PROGRAMME

TITLE:
LOBOLI SECONDARY SCHOOL
F8 (GIRLS)
7 SEATS , 1x DISABLED

DRAWING No.: K1000-LS-004

SCALE:	1 : 75	DESIGNED:	BS
		DRAWN:	KN
DATE:	NOVEMBER 2022	APPROVED:	BS
REV. NO.	1		