

	<b>Strategy</b>	<b>Engineering</b>
---	-----------------	--------------------

**Title:** Kusile Power Station Generator and Electrical Unitised Plant for work during outages to a suitably qualified, experienced and well-established Contractor for 5 years on an “as and when required basis”

**Document Identifier:** KUS-20241108

**Alternative Reference Number:** Not Applicable

**Area of Applicability:** Electrical Plant





**Functional Area:** Outage Management

**Revision:** 1

**Total Pages:** 16

**Next Review Date:** December 2029

**Disclosure Classification:** Controlled Disclosure

Compiled by	Supported by	Functional Responsibility	Authorized by
		 p/p	p/p 
<b>Levy Majikijela</b> Snr Advisor Outage	<b>Collin Leepe</b> Snr Technologist Engineer	<b>Ntsiki Hlapisi</b> Execution Manager Outages	<b>Siyabonga Mahaye</b> Outage Manager
<b>Date:</b> .....	<b>Date:</b> .....	<b>Date:</b> .....	<b>Date:</b> .....

Content	Page
1. Introduction .....	3
2. Supporting Clauses.....	3
2.1 Scope .....	3
2.1.1 Purpose .....	3
2.1.2 Applicability .....	3
2.1.3 Effective date .....	3
2.2 Normative/Informative References .....	3
2.2.1 Normative .....	4
2.2.2 Informative .....	5
2.3 Definitions.....	5
2.3.1 Classification.....	5
2.4 Abbreviations .....	6
2.5 Roles and Responsibilities .....	6
2.6 Process for Monitoring .....	7
2.7 Related/Supporting Documents .....	7
3. TENDER TECHNICAL EVALUATION STRATEGY .....	7
3.1 TET Members.....	7
3.2 Mandatory Evaluation Criteria .....	7
3.3 Qualitative Evaluation Criteria .....	9
3.4 TET Members.....	14
3.5 Foreseen Acceptable / Unacceptable Qualifications.....	15
3.5.1 Risks.....	15
3.5.2 Exceptions / Conditions.....	15
4. Authorisation.....	16
5. Revisions .....	16
6. Development team.....	16
7. Acknowledgements .....	16

## Tables

Table 1: TET Members.....	7
Table 2: Mandatory Technical Evaluation Criteria .....	8
Table 3: Qualitative Evaluation Criteria Scoring Table.....	9
Table 4: Qualitative Technical Evaluation Criteria .....	10
Table 5: TET Member Responsibilities .....	14
Table 6: Acceptable Technical Risks .....	15
Table 7: Unacceptable Technical Risks .....	15
Table 8: Acceptable Technical Exceptions / Conditions .....	15
Table 9: Unacceptable Technical Exceptions / Conditions .....	15

## CONTROLLED DISCLOSURE

## **1. Introduction**

Kusile Power Station Management has taken a decision to outsource Generator and Electrical Unitised Plant for work during outages to a suitably qualified, experienced and well-established Contractor for 5 years on an “as and when required basis to a suitably qualified, experienced, and well-established Contractor for 5 years on an “as and when required” basis. The initiation of this contract aims to establish comprehensive maintenance, welding, repair, inspection and testing services to ensure the optimal functioning of the power station during outage periods.

To find such a Contractor and initiate the contract, a Technical Evaluation Strategy (TES) must be established and put in place as per the [1] 240-168966153, Generation Tender Technical Evaluation Procedure. The TES defines the mandatory and qualitative evaluation criteria which will be used to assess tenders during the technical evaluation process.

Technical evaluations are a critical activity performed by technical representatives, end users, engineers, or technical specialists in accordance with the Eskom Procurement and Supply Chain Management Policy, document number [2] 32-1033, and Eskom Procurement and Supply Management Procedure, document number [3] 32-1034, during the tender process.

The TES described herein ensures that the tender technical evaluation process, performed by the Technical Evaluation Team (TET), is compliant, consistent, fair, transparent, and impartial.

## **2. Supporting Clauses**

### **2.1 Scope**

#### **2.1.1 Purpose**

The purpose of this document is to provide a consistent approach to procedures and principles to be followed during the technical evaluation process for Generator and Electrical Unitised Plant for work during outages to a suitably qualified, experienced and well-established Contractor for 5 years on an “as and when required basis. This includes defining the roles and responsibilities, reporting requirements, TET members, mandatory technical evaluation criteria, qualitative technical evaluation criteria, acceptable and unacceptable risks, exception and conditions.

#### **2.1.2 Applicability**

This document shall apply to throughout Eskom Generation – Kusile Power Station for the Generator and Electrical Unitised Plant for work during outages to a suitably qualified, experienced and well-established Contractor for 5 years on an “as and when required basis Scope of Work (SOW).

#### **2.1.3 Effective date**

This document shall be effective upon authorisation.

### **2.2 Normative/Informative References**

Parties using this document shall apply the most recent edition of the documents listed in the following paragraphs.

**CONTROLLED DISCLOSURE**

## **2.2.1 Normative**

- [1] ISO 9001 Quality Management Systems
- [2] KUS-20230331 Kusile Power Station Quality Control
- [3] KUS-20230330 Kusile Power Station Quality Control Plan Template
- [4] 240-90824577 Kusile Power Station - Generator and auxiliaries Maintenance Strategy
- [5] 240-92653771 Kusile Power Station Export System Maintenance Strategy

### **CONTROLLED DISCLOSURE**

- [6] 240-87435066 Kusile Power Station Power Transformer Maintenance Strategy
- [7] 240-8738453 Kusile Power Station - MV Motor Maintenance Strategy
- [8] 240-87810958 Kusile Power Station MV Switchgear & VSD Maintenance Execution Strategy
- [9] 240-90049673 Kusile Power Station LV Switchgear Maintenance Execution Strategy
- [10] 240-56535985 Operations Management of MV Switchgear Used in Eskom Power Stations Work Instruction
- [11] 240-56227573 Air-Insulated Withdrawable AC Metal-Enclosed Switchgear and Control gear for Rated Voltages Above 1kV up to and including 52kV
- [12] SANS 62271 High-Voltage Switchgear & Control Gear (Part 1, Part 100, Part 102 & Part 200)
- [13] 240-56358993 Standard for the Maintenance of Power Transformers
- [14] 240-161695070 Kusile Power Station MV Motors Commissioning Work Instruction
- [15] ISO 9001:2015 ISO 9001 Quality Management Systems.
- [16] OHS ACT Occupational Health and Safety Act, 85 of 1993.
- [17] 240-81951984 Kusile Outage Philosophy.
- [18] 240-114967625 Operating Regulations for High Voltage Systems
- [19] 240-150642762 Generation Plant Safety Regulations
- [20] 240-150642762 Plant Safety Regulations
- [21] 240-114967625 High Voltage Regulations (ORHVS)
- [22] 240-134567773 Kusile Power Station Integrated Risk Management Work Instruction.
- [23] NMP47-7 Rev 0 Application of KKS Plant Coding

## **2.2.2 Informative**

- [1] 240 -111098236 Kusile Power Station Issue Management Work Instruction
- [2] OHSACT Corrective and Preventative Action Management Work Instruction
- [3] NP-7502 Electric Motor Predictive & Preventative Maintenance Guide (EPRI)

## **2.3 Definitions**

Definition	Explanation
Tender (Bid)	Refers to a written or electronic offer, tender, bid, quotation or proposal made by a supplier, in a prescribed form according to the issued enquiry, for the provision of assets, goods, works or services, and/or disposals (Investment Recoveries).

### **2.3.1 Classification**

#### **CONTROLLED DISCLOSURE**

Controlled Disclosure: Controlled Disclosure to external parties (either enforced by law, or discretionary).

## 2.4 Abbreviations

Abbreviation	Explanation
<b>BTS</b>	Inspections
<b>CV</b>	Curriculum Vitae
<b>DC</b>	Direct Current
<b>GO</b>	General Overhaul
<b>ISO</b>	International Standardisation Organisation
<b>IR</b>	Interim Repairs
<b>IN</b>	Inspection outage
<b>KV</b>	Kilovolts
<b>LV</b>	Low Voltage
<b>MGO</b>	Mini General Overhaul
<b>MV</b>	Medium voltage
<b>OEM</b>	Original Equipment
<b>OHS</b>	Occupational Health and Safety
<b>OHRSV</b>	Operating Regulations for High Voltage systems
<b>PCLF</b>	Planned Capability Loss Factor
<b>PTW</b>	Permit to Work
<b>PPE</b>	Personal Protective Equipment
<b>PSR</b>	Plant safety Regulation
<b>PCM</b>	Process Control Manual
<b>RP</b>	Responsible Person
<b>QA</b>	Quality assurance
<b>SAP</b>	System Applications Products

## 2.5 Roles and Responsibilities

TET member: The delegated technical representatives/end users/engineers/technical specialists who are responsible to review and evaluate technical aspects of the tender documentation as per the Tender TES. The TET members need to comply with the requirements as stipulated in the [4] 240-106871290: Technical Evaluation Team Member Appointment Letter Template.

### CONTROLLED DISCLOSURE

## **2.6 Process for Monitoring**

Not Applicable.

## **2.7 Related/Supporting Documents**

- [1] 240-53716746 Tender Technical Evaluation Report Template
- [2] 240-53716712 Tender Technical Evaluation Results Form Template
- [3] 240-53716726 Tender Technical Evaluation Scoring Form Template

## **3. TENDER TECHNICAL EVALUATION STRATEGY**

### **3.1 TET Members**

The delegated representatives who are responsible to review and evaluate technical aspects of the tender documents as per the Tender TES are listed on Table 1. The list and details of the TET members shall not be published as part of the market enquiry.

**Table 1: TET Members**

<b>TET Number</b>	<b>Name and Surname</b>	<b>Designation</b>
TET 1	Collin Leepe	Snr Technologist Engineer
TET 2	Kagiso Mahlangu	Outage Coordinator
TET 3	Levy Majikijela	Senior Advisor Outages

### **3.2 Mandatory Evaluation Criteria**

All received tender responses shall be evaluated on the compliance to the defined mandatory evaluation criteria shown on Table 2. This mandatory criterion is a “must meet” criteria and is assessed on a Yes/No basis. An assessment of ‘No’ against any criterion shall technically disqualify the Contractor and shall not be further evaluated against Qualitative Criteria.

These criteria shall be clearly defined and included in the market enquiry to avoid subjectivity, ambiguity or bias during the technical evaluation process.

**CONTROLLED DISCLOSURE**

**Table 2: Mandatory Technical Evaluation Criteria**

<b>No.</b>	<b>Mandatory Technical Criteria Description</b>	<b>Reference to Technical Specification / Tender Returnable</b>	<b>Motivation for Use of Criteria</b>
1	The Contractor must be registered with Department of Labor Registration as an Electrical Contractor. Provide verification proof of Registration with the Department of Labor as an Electrical Contractor	Section 4.1.1, point 1 [5]	Ensure that Tenderers have worked on similar SOW to mitigate against the risk of new entrants or inexperienced Contractors.
2	The Contractor must have a CIDB rating of 8 EP or higher The Contractor must provide a valid CIDB certificate on construction integrity	Section 4.1.1 point 2 [5]	Ensure the quality and environmental and standards and systems are in place and that Tenderers are committed to continuous adherence and improvement.

**CONTROLLED DISCLOSURE**

### 3.3 Qualitative Evaluation Criteria

Qualitative Evaluation Criteria are weighted evaluation criteria used to identify the highest technically ranked tenderer after all the Mandatory Evaluation Criteria have been met. The Qualitative Evaluation Criteria are weighted to reflect the relevant importance of each criterion.

The scoring of qualitative criteria shall be based on the degree of achievement by the tenderer to meet the technical requirements. A score shall be allocated as per Table 3, for each technical qualitative criterion. The minimum weighted final score (threshold) required for a tender to be considered from a technical perspective is 70%.

The criteria outline on Table 4 must be clearly defined and incorporated into the market inquiry to ensure objectivity, clarity, and impartiality during the technical evaluation process.

**Table 3: Qualitative Evaluation Criteria Scoring Table**

Score	(%)	Definition
5	100	<b>COMPLIANT</b> <ul style="list-style-type: none"><li>• Meet technical requirement(s) AND;</li><li>• No foreseen technical risk(s) in meeting technical requirements.</li></ul>
4	80	<b>COMPLIANT WITH ASSOCIATED QUALIFICATIONS</b> Meet technical requirement(s) with; <ul style="list-style-type: none"><li>• Acceptable technical risk(s) AND/OR;</li><li>• Acceptable exceptions AND/OR;</li><li>• Acceptable conditions.</li></ul>
2	40	<b>NON-COMPLIANT</b> <ul style="list-style-type: none"><li>• Does not meet technical requirements(s) AND/OR;</li><li>• Unacceptable technical risk(s) AND/OR;</li><li>• Unacceptable exceptions AND/OR;</li><li>• Unacceptable conditions.</li></ul>
0	0	<b>TOTALLY DEFICIENT OR NON-RESPONSIVE</b>
<b>Note 1:</b> The scoring table does not allow for scoring of 1 and 3.		
<b>Note 2:</b> Foreseen acceptable and unacceptable risk(s), exceptions and conditions shall be unambiguously defined in the relevant Tender TES.		

**CONTROLLED DISCLOSURE**

**Table 4: Qualitative Technical Evaluation Criteria**

<b>No.</b>	<b>Qualitative Technical Criteria Description</b>	<b>Reference to Technical Specification / Tender Returnable</b>	<b>Criteria Weighting (%)</b>
1	<b>Company Experience &amp; Records</b>	<p>1. Generator and Electrical Unitised Plant for work during outages Purchase/Task Order/Contract number executed successful. Provide BU/Company name, Contact Person and provide Employer Assessment corresponding/Correlating with the Purchase/Task Order(s) with the traceable number(s). Any NCR issued and how was it resolved.</p> <p>2. Proven Records: Contract numbers &amp; Contract copies showing SOW, Purchase order number, signed completion certificates of work in relation Generator and Electrical Unitised Plant for or similar scope. All must be Submitted with a summary and contactable references.</p> <p>Proof of Purchase/Task Order/Contract number executed successful &amp; Proven Records: Contract numbers &amp; Contract copies showing SOW, Purchase order number, signed completion certificates of work in relation Generator and Electrical Unitised Plant for or similar scope =30%</p> <p>No Proof of Purchase/Task Order/Contract number executed successful &amp; Proven Records: Contract numbers &amp; Contract copies showing SOW, Purchase order number, signed completion</p>	30

**CONTROLLED DISCLOSURE**

		certificates of work in relation Generator and Electrical Unitised Plant for or similar scope = 0%	
2	<b>Experience ok Key Personnel</b>		30
2.1	<b>Site Manager</b>	<p>Submit a CV with traceable reference; the CV must be accompanied by certified copies of training certificates.</p> <p>1) Minimum Qualifications- National Diploma- Electrical/Mechanical/Control and Instrumentation.</p> <p>2) Minimum Experience- 6 Years' experience</p> <p>0= No evidence</p> <p>5= Minimum National diploma with 6 years' experience</p>	5
4	<b>Site Supervisor</b>	<p>Submit a CV with traceable reference; the CV must be accompanied by certified copies of training certificates.</p> <p>1) Minimum qualifications = National Diploma - Technical</p> <p>2) Minimum experience = 6 years in fixed plant maintenance</p> <p>0 = no evidence</p> <p>5 = Minimum National Diploma with 6 years' experience submitted</p>	5

**CONTROLLED DISCLOSURE**

5	<b>Artisan</b>	Submit a CV with traceable reference; the CV must be accompanied by certified copies of training certificates  1) Minimum Qualification= Trade test – Electrical/Mechanical/Instrumentation 2) Minimum Experience= 3 years in fixed plant maintenance environment 0 = No evidence 5 = Minimum Trade test with 3 years' experience submitted	5
6	<b>Safety Officer</b>	Submit a CV with traceable reference; the CV must be accompanied by certified copies of training certificates  1. National diploma in safety  2.5= National diploma in safety 0= No National diploma in safety	2.5
7	<b>Planner</b>	Submit a CV with traceable reference; the CV must be accompanied by certified copies of training certificates  1. Primavera certificate 2. Microsoft project certificate 5 = certificate 0= No certificate	2.5
	<b>Technical Capability</b>		20

**CONTROLLED DISCLOSURE**

		<p>Provide Generator and Electrical Unitised Plant for work during outages method statement. Signed and completed QCP's for different Outages and Close out Report Signed by the Client and Site clearance certificate for Generator <b>and</b> Electrical Unitised Plant for work during outages</p> <p>No Method statement = 0% Basic Method statement = 5% Detailed comprehensive method statement for one scope = 15% Detailed comprehensive method statement for both scopes = 30%</p>	
	<b>TOOLS &amp; EQUIPMENT</b>		<b>20</b>
		<p>List of all tools &amp; devices to execute the scope Generator <b>and</b> Electrical Unitised Plant for work during outages (Proof of ownership or lease agreement. The letter should have the Machines' owner authentic letter head and signed)</p> <p>No equipment = 0% 50% Equipment = 10% All Equipment = 20%</p>	
<b>Total</b>			<b>100</b>

**CONTROLLED DISCLOSURE**

### 3.4 TET Members

**Table 5: TET Member Responsibilities**

<b>Mandatory Criteria Number</b>	<b>Company</b>	<b>TET 1</b>	<b>TET 2</b>	<b>TET 3</b>	<b>Comments</b>
1					
2					
3					

**CONTROLLED DISCLOSURE**

### 3.5 Foreseen Acceptable / Unacceptable Qualifications

#### 3.5.1 Risks

**Table 6: Acceptable Technical Risks**

<b>Risk</b>	<b>Description</b>
1	
2	

**Table 7: Unacceptable Technical Risks**

<b>Risk</b>	<b>Description</b>
1	
2	
3	

#### 3.5.2 Exceptions / Conditions

**Table 8: Acceptable Technical Exceptions / Conditions**

<b>Risk</b>	<b>Description</b>
1	
2	





**Table 9: Unacceptable Technical Exceptions / Conditions**

<b>Risk</b>	<b>Description</b>
1	
2	

**CONTROLLED DISCLOSURE**

#### 4. Authorisation

This document has been seen and accepted by:

Name	Designation	Signature
Levy Majikijela	Senior Advisor Outages	
Kagiso Mahlangu	Outage Coordinator	
Colling Leepe	Snr Technologist Engineer	
Ntsiki Hlapisi	Outage execution Manager	

#### 5. Revisions

Date	Rev.	Compiler	Remarks
April 2025	1	Levy Majikijela	First Issue

#### 6. Development team

The following people were involved in the development of this document:

Levy Majikijela

Collin Leepe

Kagiso Mahlangu

#### 7. Acknowledgements

Not applicable

**CONTROLLED DISCLOSURE**