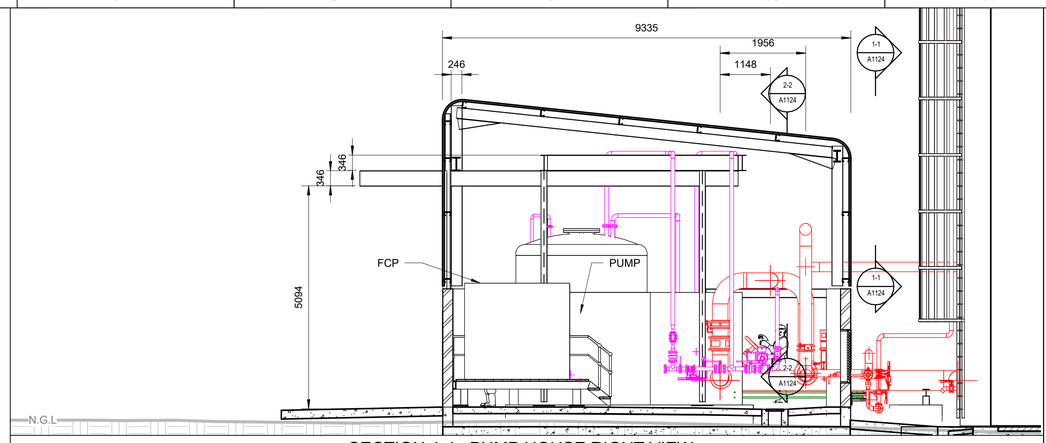

SECTION 4-4 : PUMP HOUSE RIGHT VIEW

SCALE:1 : 70

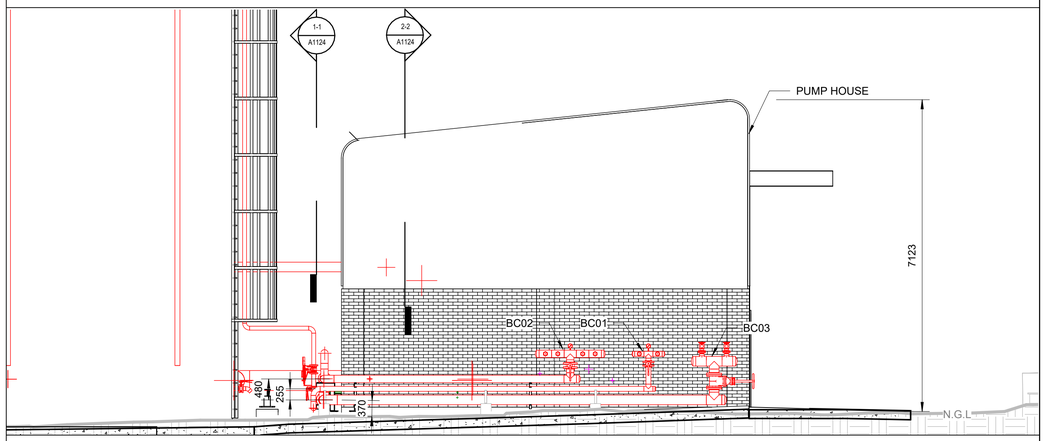

SECTION 5-5 : PUMP HOUSE LEFT VIEW

SCALE:1 : 70

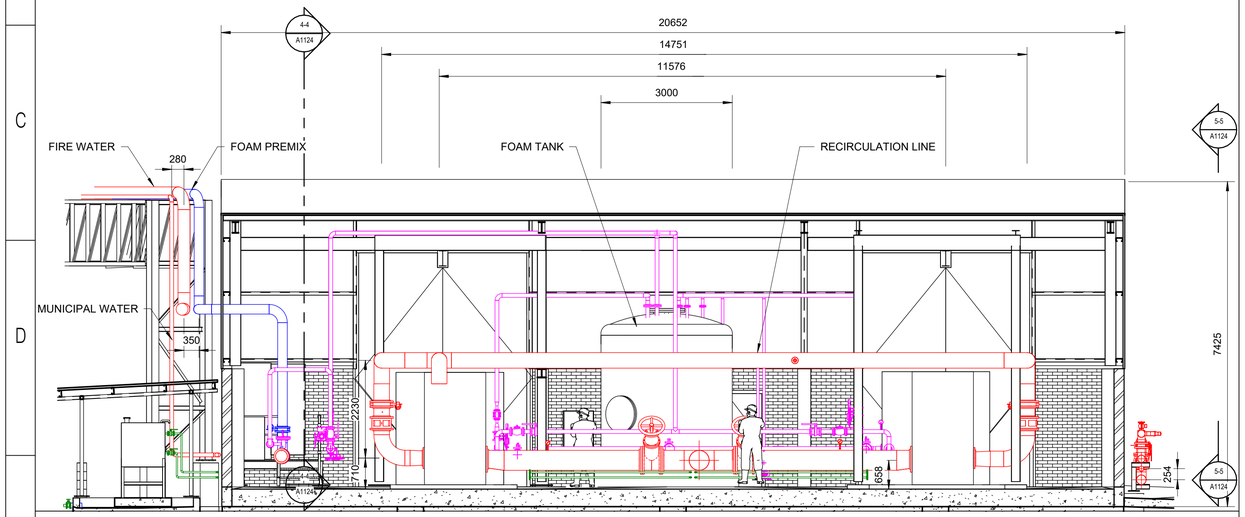

SECTION 2-2 : PUMP HOUSE BACK VIEW

SCALE:1 : 70

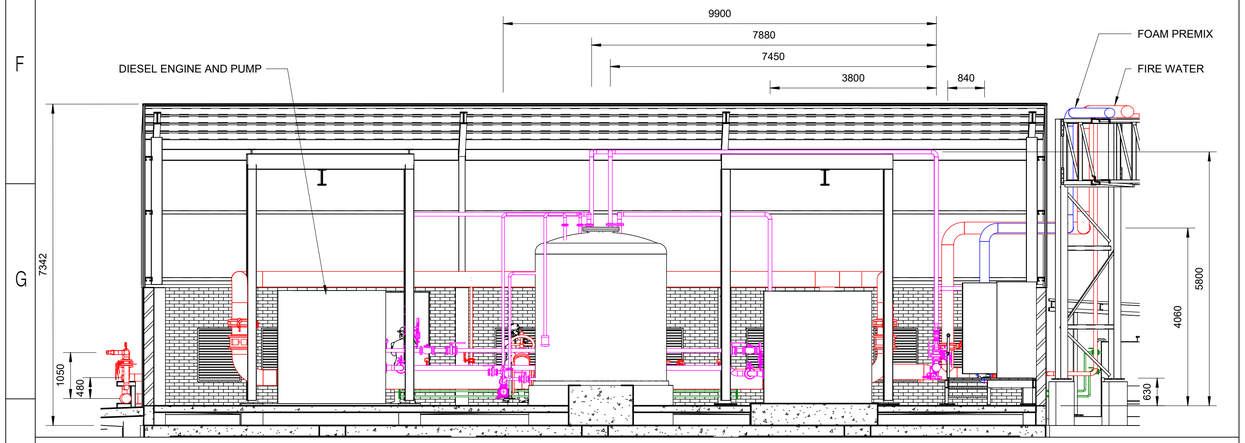

SECTION 3-3 : PUMP HOUSE FRONT VIEW

SCALE:1 : 70

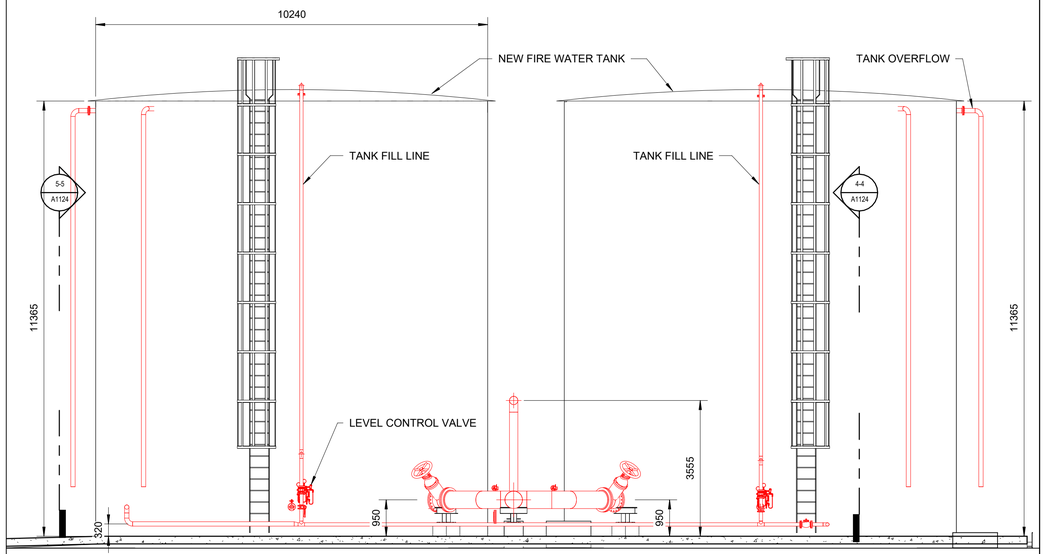

SECTION 1-1 : WATER TANKS

SCALE:1 : 80

DRAWING NOTES

1 ALL DIMENSIONS ARE SHOWN IN MILLIMETRES.

DESIGNER			
RESP. ENG			
PROJ. MANAGER			
CLIENT			
ROLE	NAME	SIGN	DATE
DRAWING APPROVAL STATUS			

A1

PROJECT: TRANSNET PIPELINES WITBANK HW FIRE

TITLE: SECTION VIEWS ON PUMP HOUSE AND WATER TANKS

SCALE	CHECKED:	APPROVED:
As indicated	BJ	BJ
CAD FILE: HO1436-TPL_2024_09_0008_77334_RFP-FAT-0001	DESIGN-DRAWN: HS - HS	DATE: 2025-11-21
PROJECT No: 11364	DRAWING No: 11364-A1124	REV: A

GREYJONES (PTY) LTD.

(031) 816 9386 admin@greyjones.co.za www.greyjones.co.za

REFERENCES

DWG NUMBER	DESCRIPTION
-	-
-	-
-	-
-	-
-	-
-	-
-	-
-	-
-	-

REVISIONS

REV	DATE	BY	CHK	DESCRIPTION
A	2026-02-18	HS	BJ	ISSUED FOR ACCEPTANCE

TRANSNET pipelines

PROJECT NAME: HW FIRE

DRAWN		REF.	
TRACED		DATE	
CHECKED		APPROVED	
SCALE			
TPL DRAWING No.			REV

DRAWING NOTES

1 ALL DIMENSIONS ARE SHOWN IN MILLIMETRES.

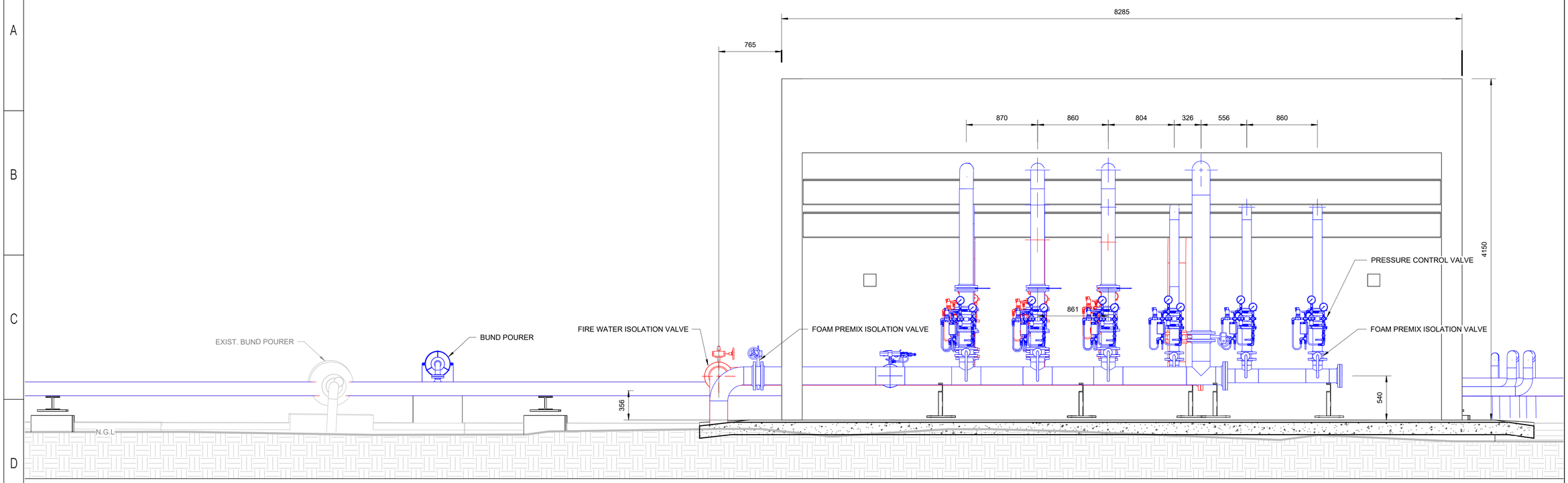

SECTION 21-21 : VALVE BANK TWO FRONT VIEW

SCALE: 1 : 25

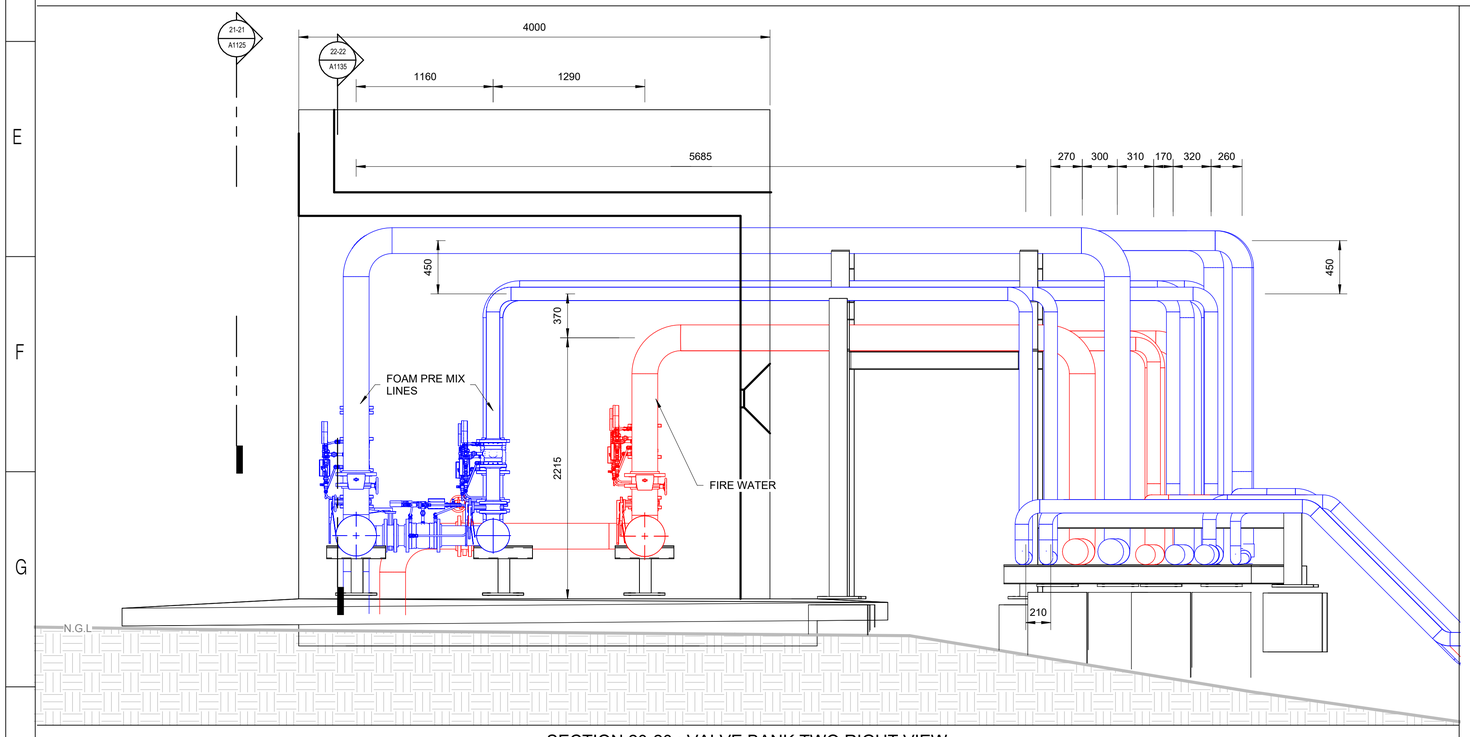

SECTION 20-20 : VALVE BANK TWO RIGHT VIEW

SCALE:1 : 26

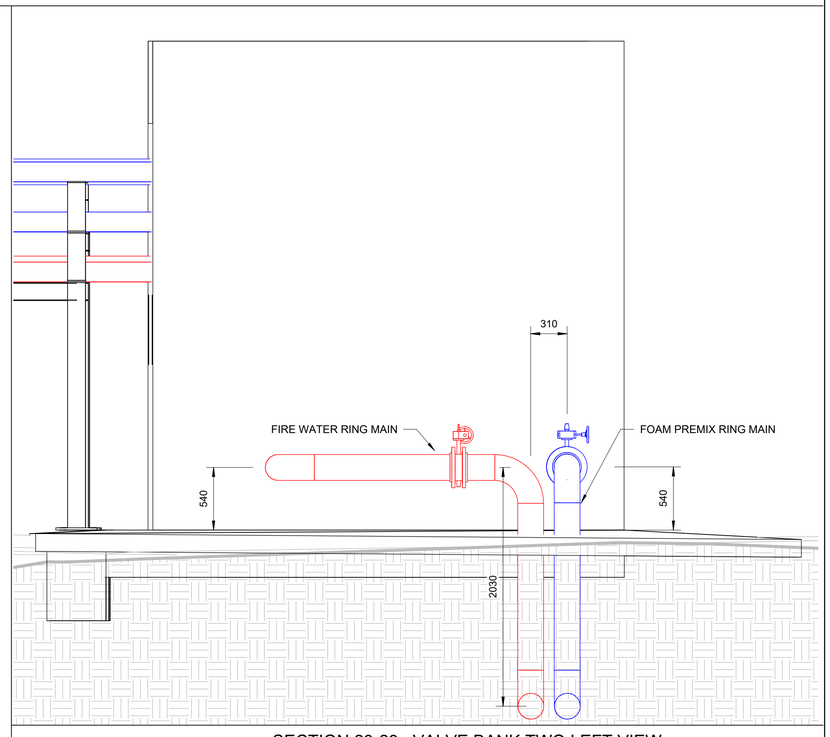

SECTION 23-23 : VALVE BANK TWO LEFT VIEW

SCALE:1 : 26

DESIGNER			
RESP. ENG			
PROJ. MANAGER			
CLIENT			
ROLE	NAME	SIGN	DATE
DRAWING APPROVAL STATUS			

A1

PROJECT: TRANSNET PIPELINES WITBANK HW FIRE

TITLE: SECTION VIEWS ON VALVE BANK TWO

SCALE	CHECKED:	APPROVED:
As indicated	BJ	BJ
CAD FILE: HO1436-TPL_2024_09_0008_77334_RFP-FAT-0001	DESIGN-DRAWN: HS - HS	DATE: 2025-11-21
PROJECT No: 11364	DRAWING No: 11364-A1125	REV: A

GREYJONES (PTY) LTD.

(031) 816 9386 admin@greyjones.co.za www.greyjones.co.za

REFERENCES

DWG NUMBER	DESCRIPTION
-	-
-	-
-	-
-	-
-	-
-	-
-	-
-	-
-	-

REVISIONS

REV	DATE	BY	CHK	DESCRIPTION
A	2026-02-18	HS	BJ	ISSUED FOR ACCEPTANCE

TRANSNET pipelines

PROJECT NAME: HW FIRE

DRAWN		REF.	
TRACED		DATE	
CHECKED		APPROVED	
SCALE			
TPL DRAWING No.			REV

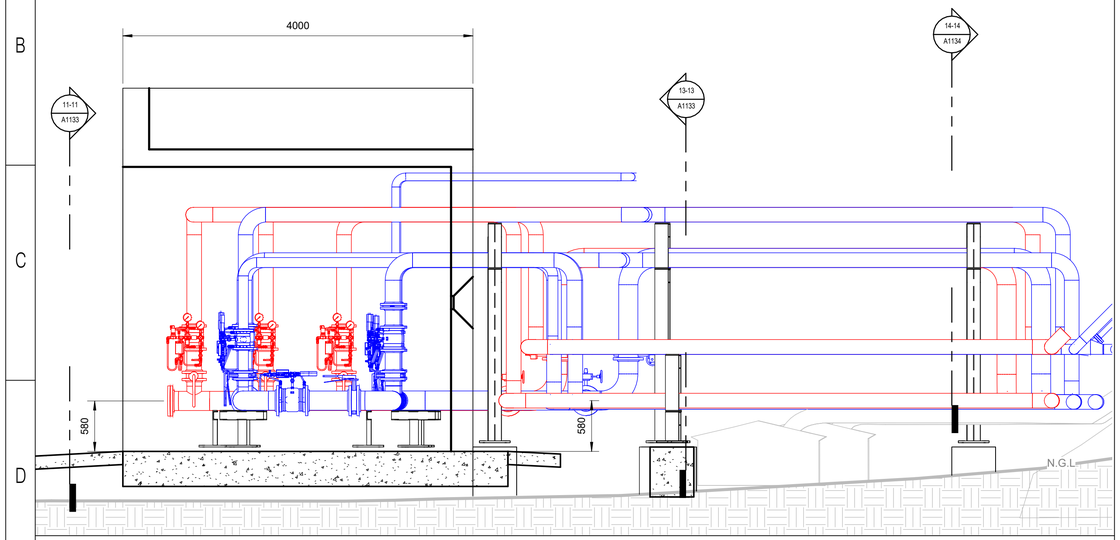

SECTION 58-58 : PIPING TOWARDS TANK BUND

SCALE:1 : 35

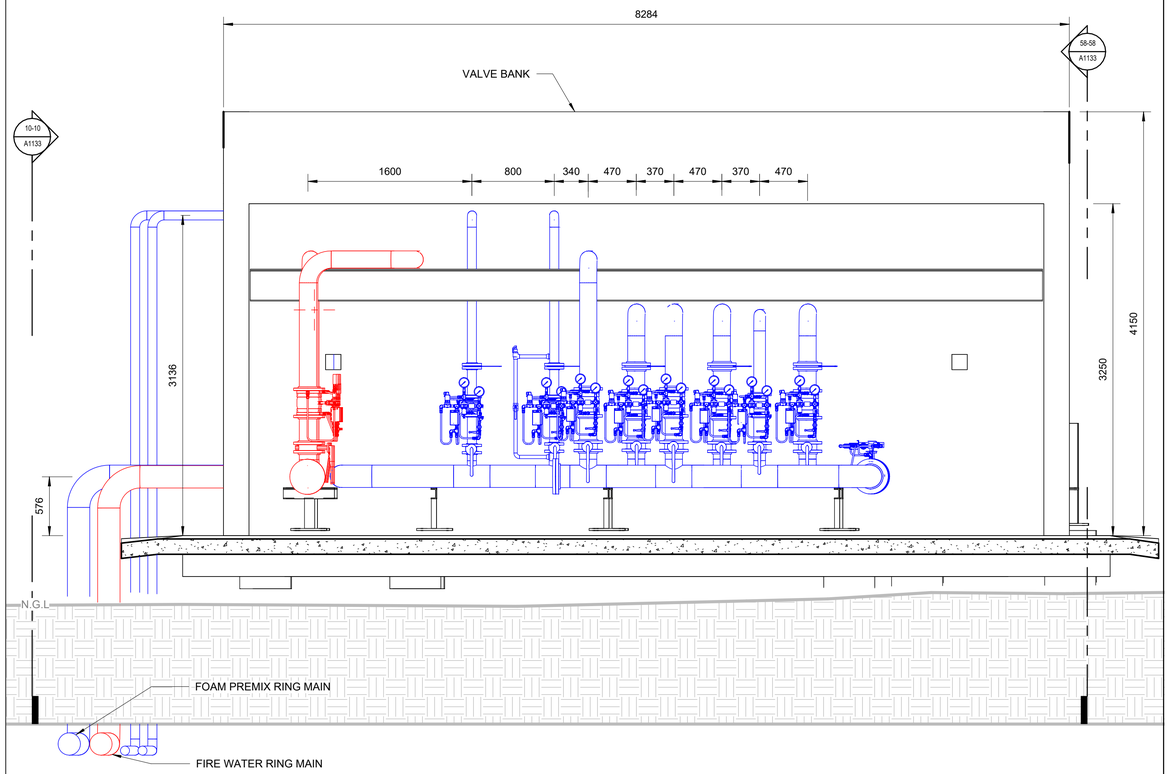

SECTION 11-11 : VALVE BANK ONE FRONT VIEW

SCALE:1 : 30

DRAWING NOTES

1 ALL DIMENSIONS ARE SHOWN IN MILLIMETRES.

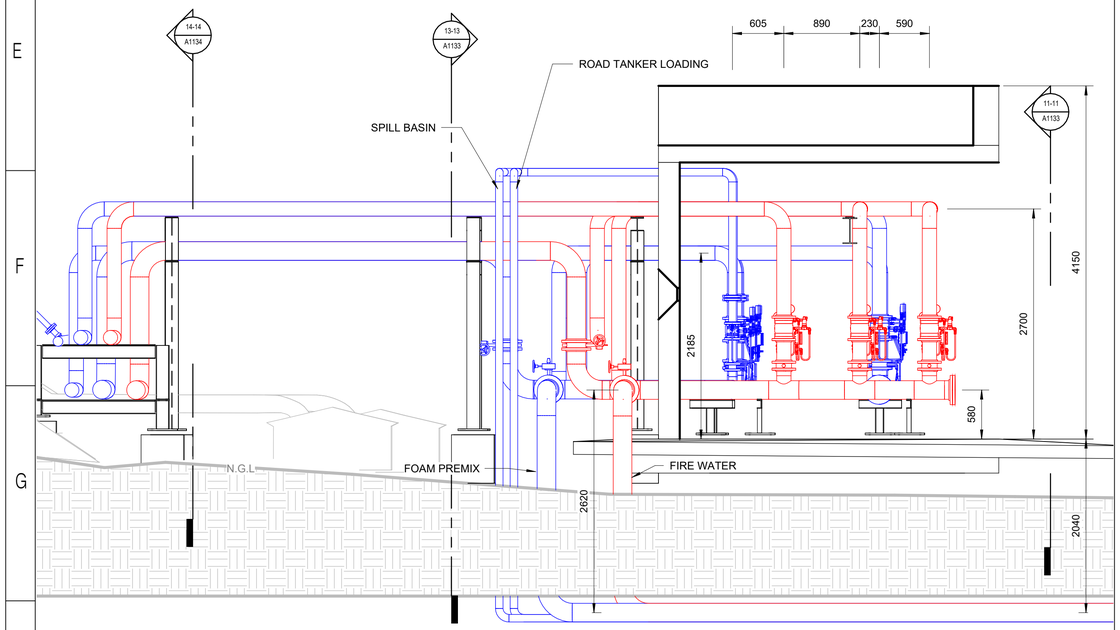

SECTION 10-10 : PIPING TO SPILL BASING AND ROAD TANKER LOADING AREA

SCALE:1 : 36

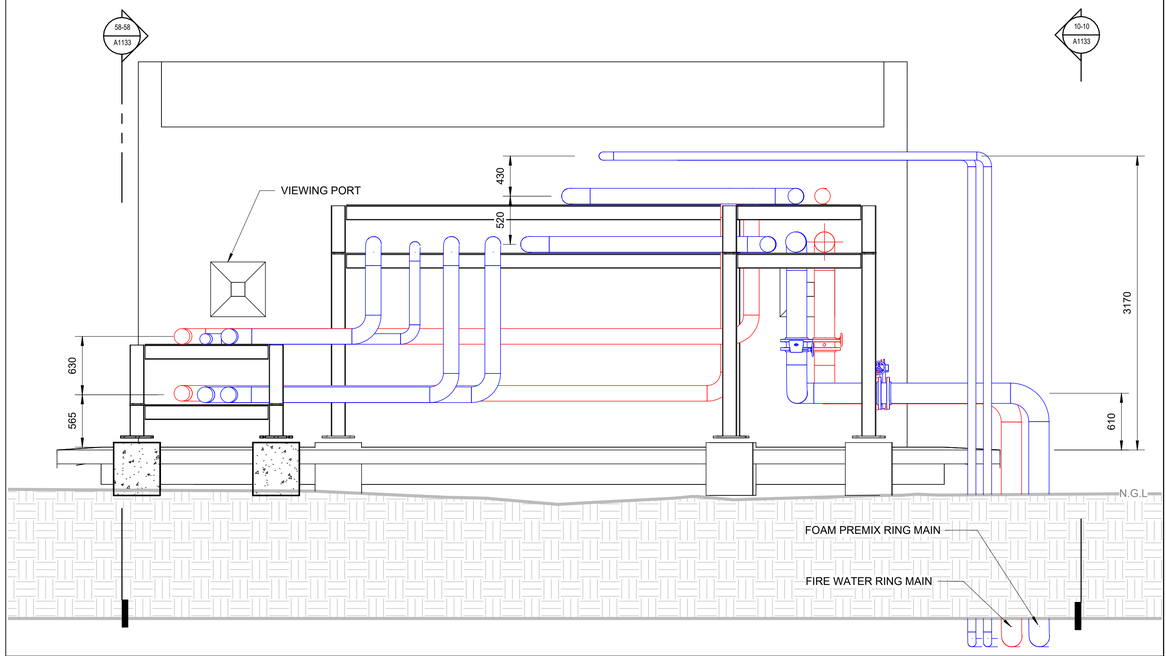

SECTION 13-13 : VALVE BANK ONE BACK VIEW

SCALE:1 : 33

DESIGNER			
RESP. ENG			
PROJ. MANAGER			
CLIENT			
ROLE	NAME	SIGN	DATE
DRAWING APPROVAL STATUS			

A1

PROJECT:
TRANSNET PIPELINES WITBANK
HW FIRE

TITLE:
SECTION VIEWS ON VALVE BANK ONE

SCALE	CHECKED:	APPROVED:
As indicated	BJ	BJ
CAD FILE: HO1436-TPL_2024_09_0008_77334_RFP-FAT-0001	DESIGN-DRAWN: HS - HS	DATE: 2025-11-21
PROJECT No: 11364	DRAWING No: 11364-A1133	REV: A

GREYJONES (PTY) LTD.

(031) 816 9386 admin@greyjones.co.za www.greyjones.co.za

REFERENCES

DWG NUMBER	DESCRIPTION
-	-
-	-
-	-
-	-
-	-
-	-
-	-
-	-
-	-
-	-

REVISIONS

REV	DATE	BY	CHK	DESCRIPTION
A	2026-02-18	HS	BJ	ISSUED FOR ACCEPTANCE

TRANSNET pipelines

PROJECT NAME
HW FIRE

DRAWN		REF.	
TRACED		DATE	
CHECKED		APPROVED	
SCALE			
TPL DRAWING No.			REV

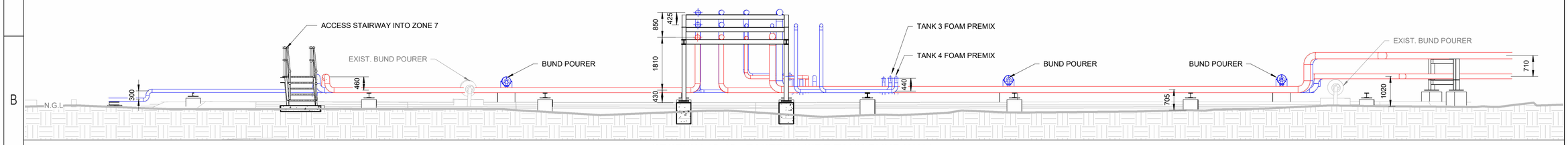

SECTION 18-18 : EASTERN SIDE TANK BUND WALL

SCALE:1 : 70

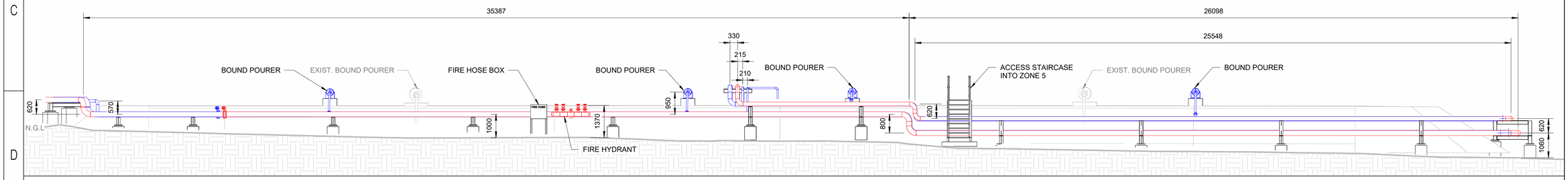

SECTION 16-16 : WESTERN SIDE TANK BUND WALL

SCALE:1 : 88

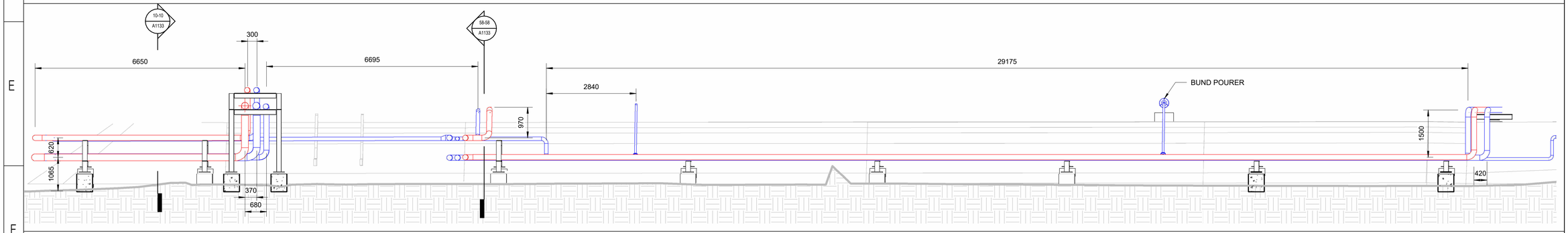

SECTION 14-14 : ZONE FIVE BUND POURER CONNECTION (SOUTH SIDE)

SCALE:1 : 65

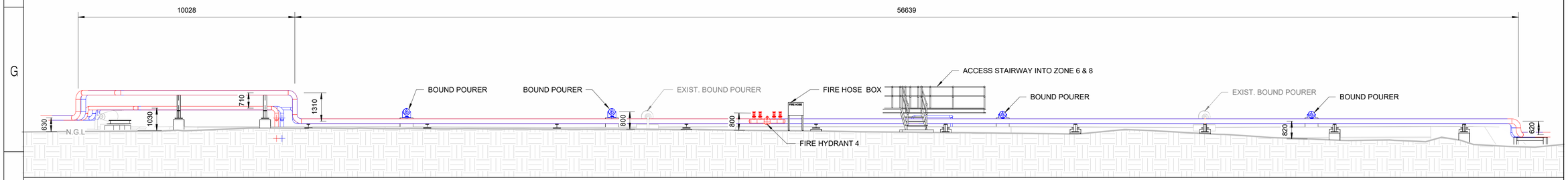

SECTION 17-17 : NORTHERN SIDE TANK BUND WALL

SCALE:1 : 95

DRAWING NOTES

1 ALL DIMENSIONS ARE SHOWN IN MILLIMETRES.

DESIGNER			
RESP. ENG			
PROJ. MANAGER			
CLIENT			
ROLE	NAME	SIGN	DATE
DRAWING APPROVAL STATUS			

A1

PROJECT: TRANSNET PIPELINES WITBANK
HW FIRE

TITLE: SECTION VIEWS ON TANK BUND WALL PIPING

SCALE	CHECKED:	APPROVED:
As indicated	BJ	BJ
CAD FILE: HO1436-TPL_2024_09_0008_77334_RFP-FAT-0001	DESIGN-DRAWN: HS - HS	DATE: 2025-11-21
PROJECT No: 11364	DRAWING No: 11364-A1134	REV: A

GREYJONES (PTY) LTD.
(031) 816 9386 admin@greyjones.co.za www.greyjones.co.za

REFERENCES

DWG NUMBER	DESCRIPTION
-	-
-	-
-	-
-	-
-	-
-	-
-	-
-	-
-	-

REVISIONS

REV	DATE	BY	CHK	DESCRIPTION
A	2026-02-18	HS	BJ	ISSUED FOR ACCEPTANCE

TRANSNET pipelines

PROJECT NAME: HW FIRE

DRAWN		REF.	
TRACED		DATE	
CHECKED		APPROVED	
SCALE			
TPL DRAWING No.		REV	

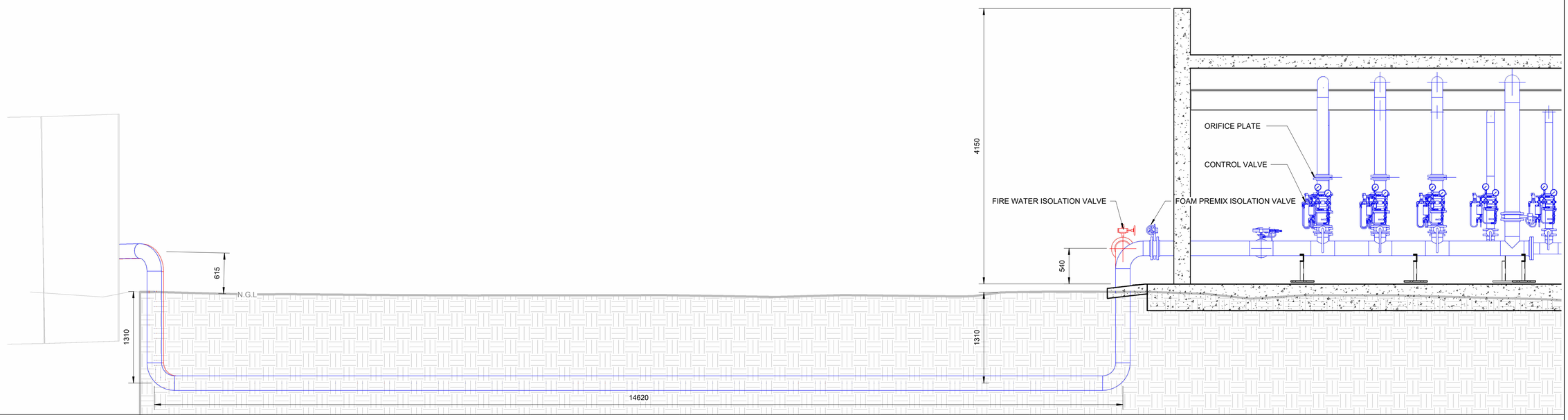

UNDERGROUND PIPING TO VALVE BANK 2

SCALE: N.T.S

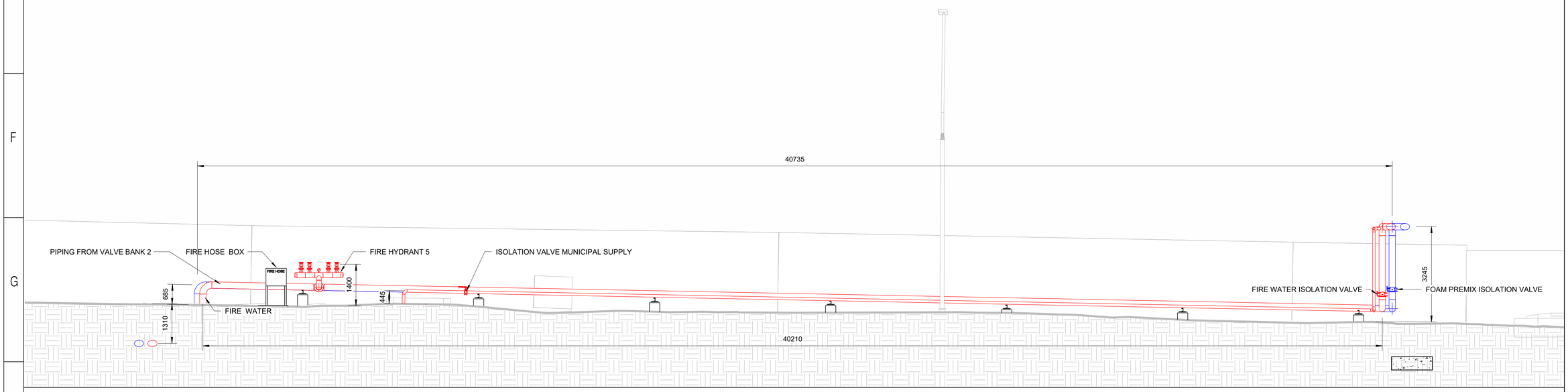

EASTERN SIDE OF FENCE WALL

SCALE: N.T.S

DRAWING NOTES

1 ALL DIMENSIONS ARE SHOWN IN MILLIMETRES.

DESIGNER			
RESP. ENG			
PROJ. MANAGER			
CLIENT			
ROLE	NAME	SIGN	DATE
DRAWING APPROVAL STATUS			

A1

PROJECT: TRANSNET PIPELINES WITBANK
HW FIRE

TITLE: SECTION VIEWS ON EASTERN AND UNDERGROUND PIPING TO VALVE 2

SCALE	CHECKED:	APPROVED:
As indicated	BJ	BJ
CAD FILE: HO1436-TPL_2024_09_0008_77334_RFP-FAT-0001	DESIGN-DRAWN: HS - HS	DATE: 2025-11-21
PROJECT No: 11364	DRAWING No: 11364-A1135	REV: A

GREYJONES (PTY) LTD.

(031) 816 9386 admin@greyjones.co.za www.greyjones.co.za

REFERENCES

DWG NUMBER	DESCRIPTION
-	-
-	-
-	-
-	-
-	-
-	-
-	-
-	-
-	-

REVISIONS

REV	DATE	BY	CHK	DESCRIPTION
A	2026-02-18	HS	BJ	ISSUED FOR ACCEPTANCE

TRANSNET pipelines

PROJECT NAME: HW FIRE

DRAWN		REF.	
TRACED		DATE	
CHECKED		APPROVED	
SCALE			
TPL DRAWING No.		REV	

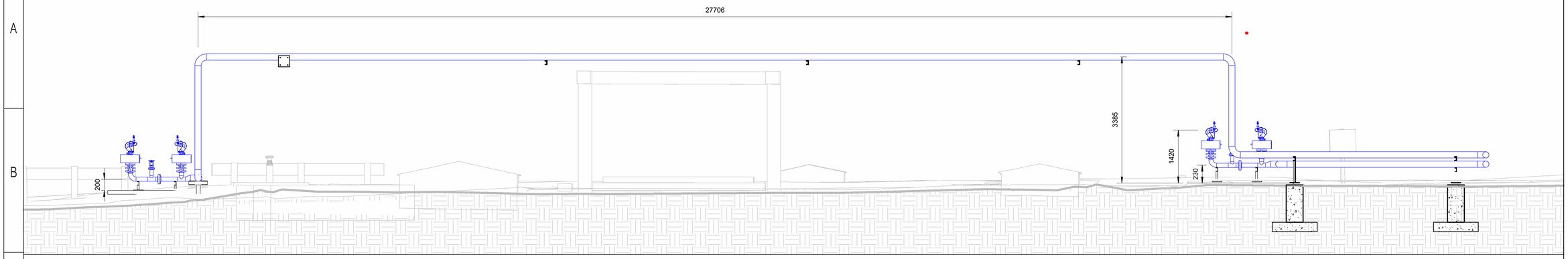

SECTION 29-29 : MONITORS DIRECTED TOWARDS MANIFOLD

SCALE:1 : 55

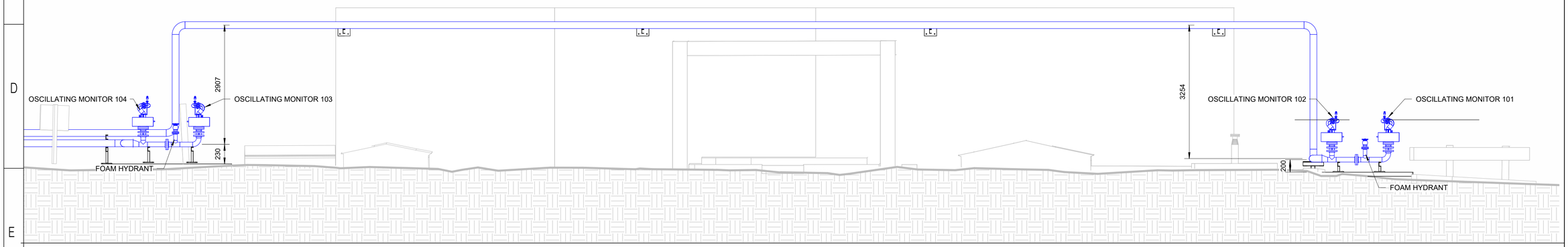

SECTION 30-30 : MONITORS FACING MANIFOLD

SCALE: 1 : 50

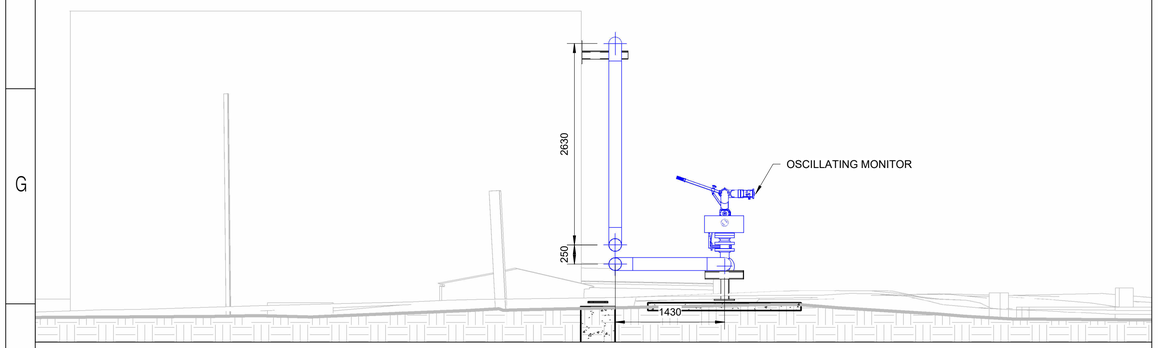

SECTION 59-59 : SIDE VIEW OF EAST MONITORS

SCALE:1 : 40

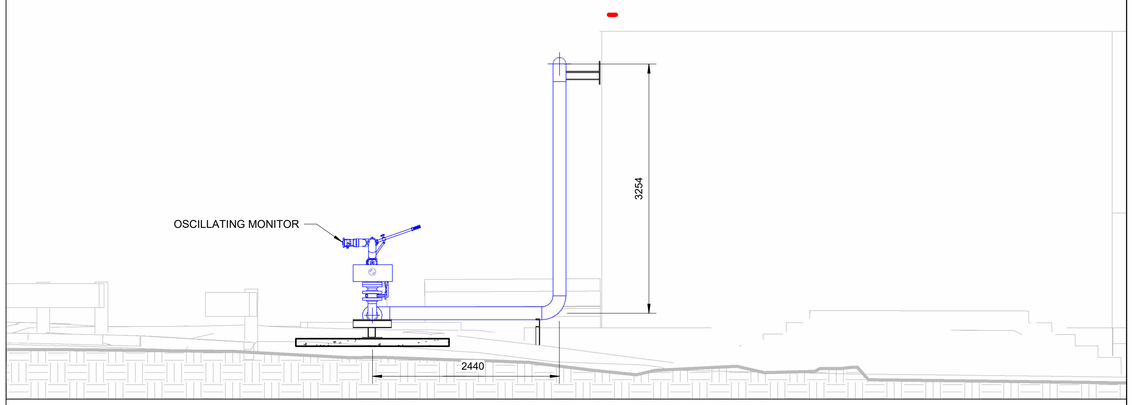

SECTION 60-60 : SIDE VIEW OF WEST MONITORS

SCALE:1 : 40

DRAWING NOTES

1 ALL DIMENSIONS ARE SHOWN IN MILLIMETRES.

DESIGNER			
RESP. ENG			
PROJ. MANAGER			
CLIENT			
ROLE	NAME	SIGN	DATE
DRAWING APPROVAL STATUS			

A1

PROJECT: TRANSNET PIPELINES WITBANK HW FIRE

TITLE: SECTION VIEWS ON MANIFOLD MONITORS

SCALE	CHECKED:	APPROVED:
As indicated	BJ	BJ
CAD FILE: H01436-TPL_2024_09_0008_77334_RFP-FAT-0001	DESIGN-DRAWN: HS - HS	DATE: 2025-11-21
PROJECT No: 11364	DRAWING No: 11364-A1136	REV: A

GREYJONES (PTY) LTD.

(031) 816 9386 admin@greyjones.co.za www.greyjones.co.za

REFERENCES

DWG NUMBER	DESCRIPTION
-	-
-	-
-	-
-	-
-	-
-	-
-	-
-	-
-	-
-	-

REVISIONS

REV	DATE	BY	CHK	DESCRIPTION
A	2026-02-18	HS	BJ	ISSUED FOR ACCEPTANCE

TRANSNET pipelines

PROJECT NAME: HW FIRE

DRAWN		REF.	
TRACED		DATE	
CHECKED		APPROVED	
SCALE			
TPL DRAWING No.			REV

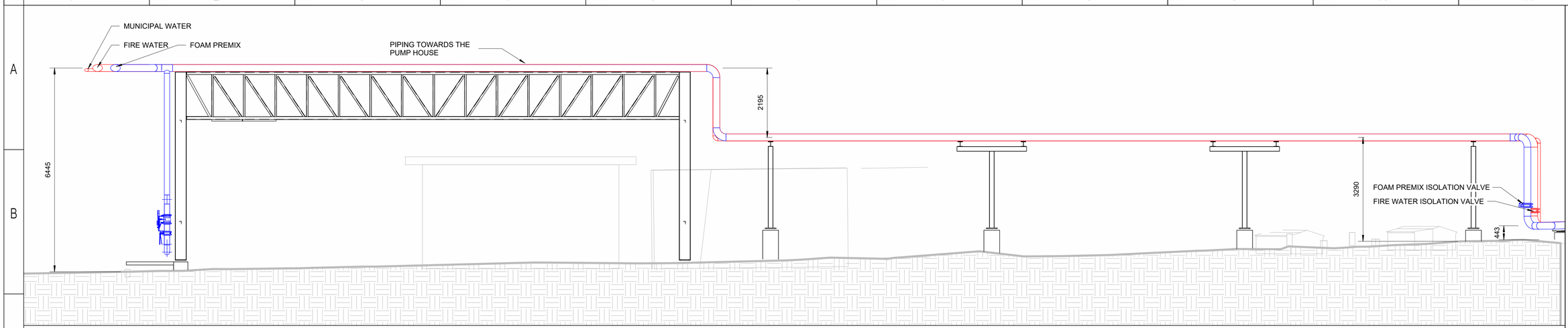

PIPE BRIDGE THREE

SCALE: N.T.S

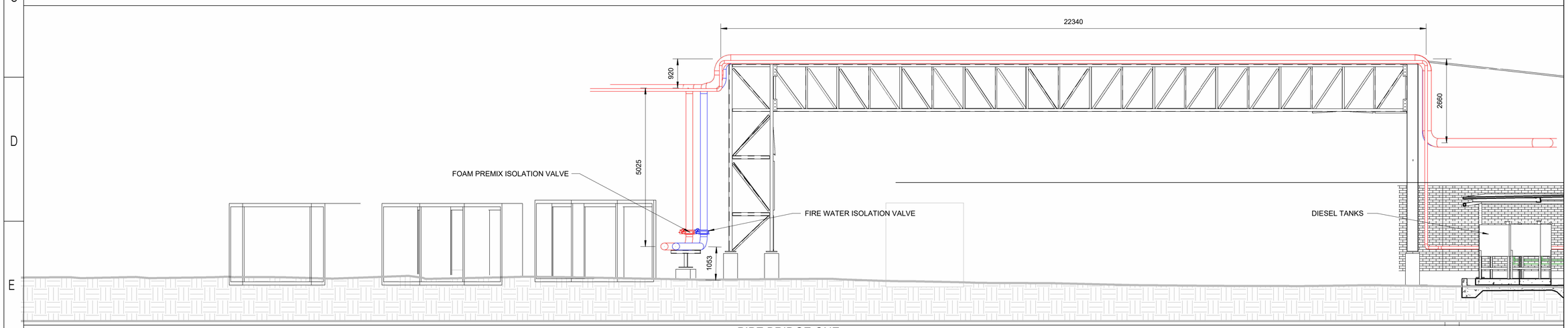

PIPE BRIDGE ONE

SCALE: N.T.S

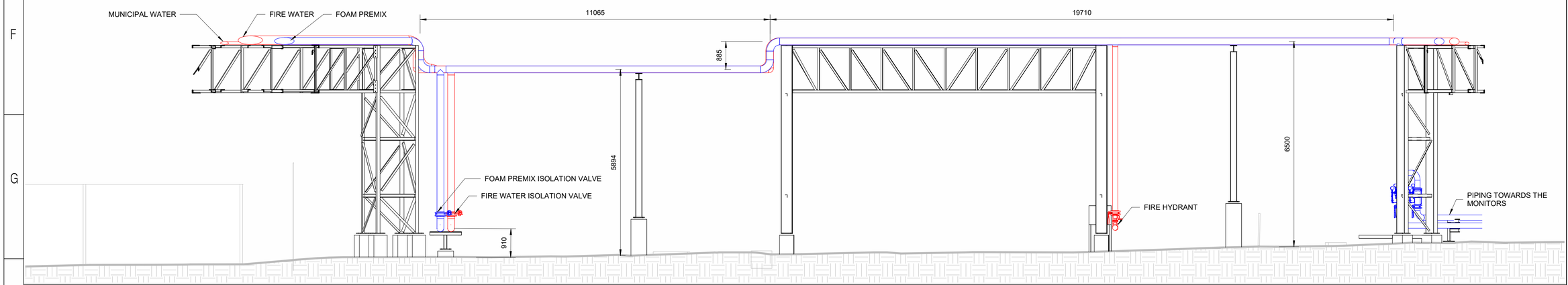

PIPE BRIDGE TWO

SCALE: N.T.S

DESIGNER			
RESP. ENG			
PROJ. MANAGER			
CLIENT			
ROLE	NAME	SIGN	DATE
DRAWING APPROVAL STATUS			

A1

PROJECT:
TRANSNET PIPELINES WITBANK
HW FIRE

TITLE:
SECTION VIEWS ON PIPE BRIDGES

SCALE	CHECKED:	APPROVED:
1 : 65	BJ	BJ
CAD FILE: HO1436-TPL_2024_09_0008_77334_RFP-FAT-0001	DESIGN-DRAWN: HS - HS	DATE: 2025-11-21
PROJECT No: 11364	DRAWING No: 11364-A1139	REV: A

GREYJONES (PTY) LTD.

GREYJONES (PTY) LTD.
(031) 816 9386 admin@greyjones.co.za www.greyjones.co.za

REFERENCES

DWG NUMBER	DESCRIPTION
-	-
-	-
-	-
-	-
-	-
-	-
-	-
-	-
-	-
-	-

REVISIONS

REV	DATE	BY	CHK	DESCRIPTION
A	2026-02-18	HS	BJ	ISSUED FOR ACCEPTANCE

TRANSNET pipelines

PROJECT NAME
HW FIRE

DRAWN		REF	
TRACED		DATE	
CHECKED		APPROVED	
SCALE			
TPL DRAWING No.			REV

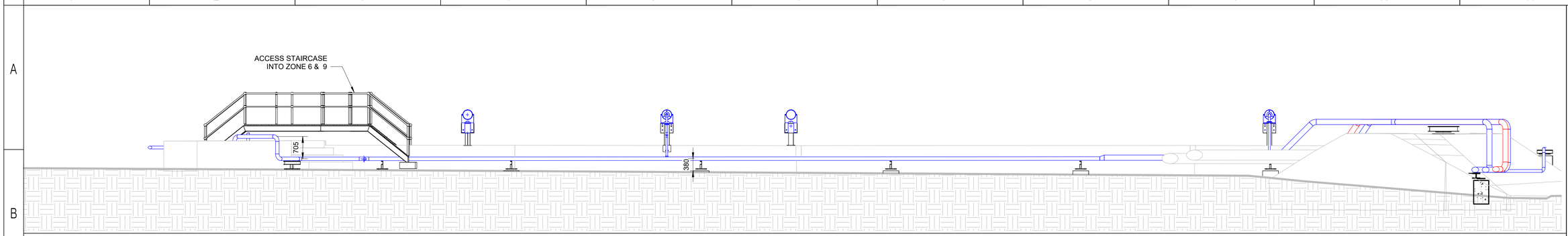

SECTION 35-35 : ZONE FIVE BUND POURER CONNECTION (EAST SIDE)

SCALE:1 : 65

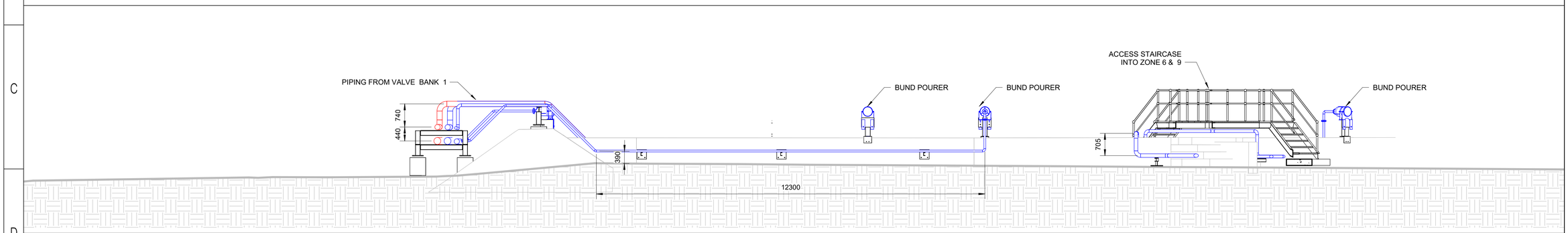

SECTION 37-37 : ZONE FIVE BUND POURER CONNECTION (NORTH SIDE)

SCALE:1 : 65

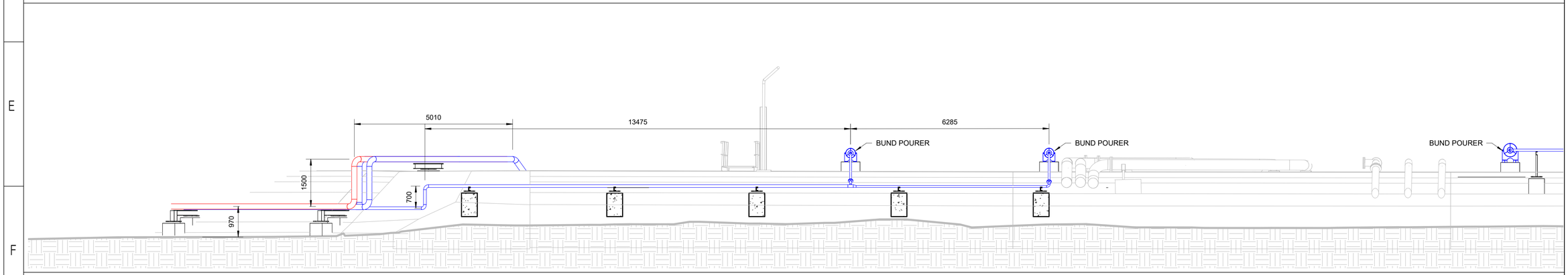

SECTION 15-15 : ZONE NINE BUND POURER CONNECTION (SOUTH SIDE)

SCALE:1 : 65

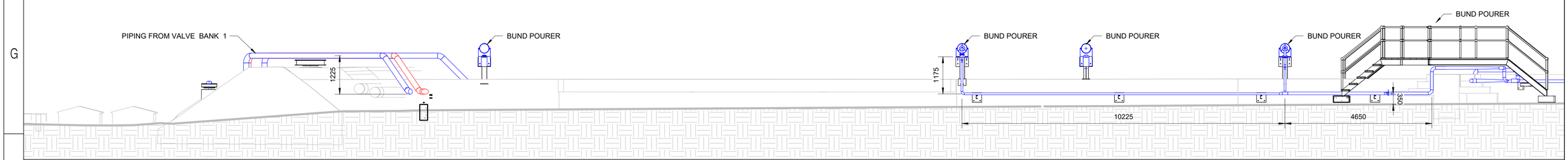

SECTION 33-33 : ZONE NINE BUND POURER CONNECTION (WEST SIDE)

SCALE:1 : 65

DRAWING NOTES

1 ALL DIMENSIONS ARE SHOWN IN MILLIMETRES.

DESIGNER			
RESP. ENG			
PROJ. MANAGER			
CLIENT			
ROLE	NAME	SIGN	DATE
DRAWING APPROVAL STATUS			

A1

PROJECT: TRANSNET PIPELINES WITBANK
HW FIRE

TITLE: SECTION VIEWS ON ZONE FIVE & NINE BUND POURER CONNECTIONS

SCALE	CHECKED:	APPROVED:
1 : 65	BJ	BJ
CAD FILE: HO1436-TPL_2024_09_0008_77334_RFP-FAT-0001	DESIGN-DRAWN: HS - HS	DATE: 2025-11-21
PROJECT No: 11364	DRAWING No: 11364-A1222	REV: A

GREYJONES (PTY) LTD.
(031) 816 9386 admin@greyjones.co.za www.greyjones.co.za

REFERENCES

DWG NUMBER	DESCRIPTION
-	-
-	-
-	-
-	-
-	-
-	-
-	-
-	-
-	-

REVISIONS

REV	DATE	BY	CHK	DESCRIPTION
A	2026-02-18	HS	BJ	ISSUED FOR ACCEPTANCE

TRANSNET pipelines

PROJECT NAME: HW FIRE

DRAWN		REF.	
TRACED		DATE	
CHECKED		APPROVED	
SCALE			
TPL DRAWING No.			REV

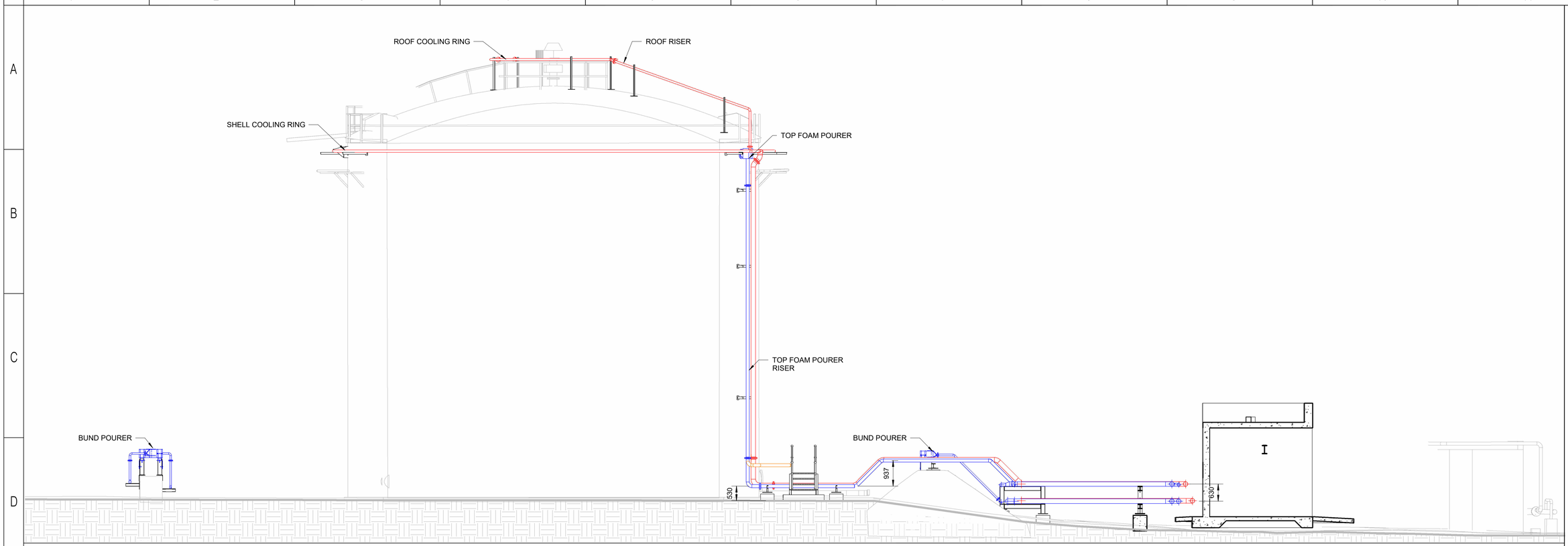

SECTION 36-36 : TANK FIVE FOAM PREMIX& WATER LINE CONNECTIONS

SCALE:1 : 75

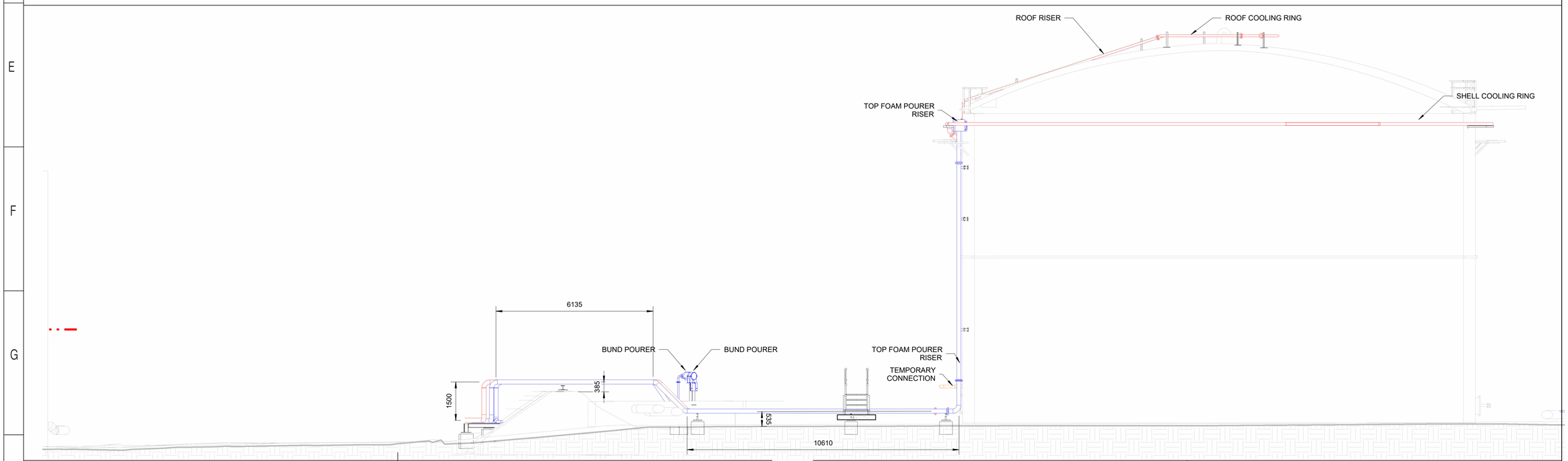

SECTION 32-32 : TANK NINE FOAM PREMIX & WATER LINE CONNECTIONS

SCALE:1 : 80

DRAWING NOTES

1 ALL DIMENSIONS ARE SHOWN IN MILLIMETRES.

DESIGNER			
RESP. ENG			
PROJ. MANAGER			
CLIENT			
ROLE	NAME	SIGN	DATE
DRAWING APPROVAL STATUS			

A1

PROJECT: TRANSNET PIPELINES WITBANK HW FIRE

TITLE: SECTION VIEWS ON ZONE FIVE & NINE WATER & FOAM PREMIX CONNECTIONS

SCALE	CHECKED:	APPROVED:
As indicated	BJ	BJ
CAD FILE: HO1436-TPL_2024_09_0008_77334_RFP-FAT-0001	DESIGN-DRAWN: HS - HS	DATE: 2025-11-21
PROJECT No: 11364	DRAWING No: 11364-A1223	REV: A

GREYJONES (PTY) LTD.

(031) 816 9386 admin@greyjones.co.za www.greyjones.co.za

REFERENCES

DWG NUMBER	DESCRIPTION
-	-
-	-
-	-
-	-
-	-
-	-
-	-
-	-
-	-

REVISIONS

REV	DATE	BY	CHK	DESCRIPTION
A	2026-02-18	HS	BJ	ISSUED FOR ACCEPTANCE

TRANSNET pipelines

PROJECT NAME: HW FIRE

DRAWN		REF.	
TRACED		DATE	
CHECKED		APPROVED	
SCALE			
TPL DRAWING No.			REV