## WINDOW SCHEDULE

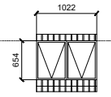


| | |
|---|---|
| WINDOW NO. | N2 |
| CATALOGUE | NE7 |
| FRAME | 1022 x 654mm HIGH STANDARD STEEL WINDOW FRAME |
| FRAME FINISH | SPOT PRINING DEFECTS IN PRE-PRIME SURFACE WITH ZINC CHROMATE PRIMER & APPLY ONE UNIVERSAL UNDER COAT & TWO COATS EPWP GOLDEN BROWN GLOSS ENAMEL PAINT ON STEEL |
| GLAZING | 6.28mm OBSCURE SAFETY GLASS |
| NO. REQUIRED | 2 |

## WINDOW SCHEDULE

| | |
|---|---|
| WINDOW NO. | N5 |
| CATALOGUE | NE1 |
| FRAME | 533 x 654mm HIGH STANDARD STEEL WINDOW FRAME |
| FRAME FINISH | SPOT PRINING DEFECTS IN PRE-PRIME SURFACE WITH ZINC CHROMATE PRIMER & APPLY ONE UNIVERSAL UNDER COAT & TWO COATS EPWP GOLDEN BROWN GLOSS ENAMEL PAINT ON STEEL |
| GLAZING | 6.28mm OBSCURE SAFETY GLASS |
| NO. REQUIRED | 4 |

## ENTRANCE DOOR

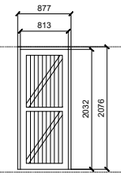


2 OF

| | |
|---|---|
| FRAME TYPE | SINGLE REBATE STEEL FRAME TO FIT 220mm WALL (D1) |
| FRAME FINISH | PRIME AND PAINT UNDERCOAT AND 2no. FINISHING COATS IN GLOSS ENAMEL COLOUR TBC |
| DOOR LEAF | 44mm FRAMED LEDGED AND BRACED DOOR SIZE 813x2032mm INCLUDING EXTERNAL WEATHER BAR |
| LEAF FINISH | UNDER COAT AND MINIMUM 2 COATS GLOSS ENAMEL - COLOUR TBC |
| LOCK | 3 LEVER MORTICE LOCK SET |
| IRONMONGERY | 100mm BRACE CABIN HOOK |

## CUBICLE DOOR

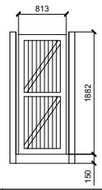


1 OF

| | |
|---|---|
| FRAME TYPE | SINGLE REBATE STEEL DOOR FRAME -SIZE 83x53mm (FRAME UNDERCUT TO 150mm) |
| FRAME FINISH | PRIME AND PAINT UNDERCOAT AND 2 COATS-GLOSS ENAMEL - COLOUR TBC |
| DOOR LEAF | 44mm FRAMED LEDGED EMBRACED DOOR SIZE 813x2032mm (DOOR RAISE BY 150mm TO TOP OF FRAME |
| LEAF FINISH | UNDER COAT AND MINIMUM 2 COATS GLOSS ENAMEL - COLOUR TBC |
| LOCK | TOILET INDICATOR LOCK |
| IRONMONGERY | 100mm CHROME PLATED "D" TYPE HANDLE 3 BY SOLID BRACE HINGES |

## BUGLAR DOOR

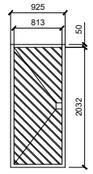


TYPE G1 2 OF

| | |
|---|---|
| POSITION | EXTERNAL TOILET BLOCK |
| DOOR TYPE | PURPOSE MADE SQUARE HOLLOW SECTION MILD STEEL SECURITY GATE |
| DOOR FINISH | 1xCOAT ZINC CHROMATE PRIMER MINIMUM 2 x COATS GLOSS ENAMEL (EXTERNAL QUALITY) |
| FRAME | 50x38x1.6mm M.S. RECTANGULAR HOLLOW SECTION FRAME |
| FRAME FINISH | 1xCOAT ZINC CHROMATE PRIMER MINIMUM 2 x COATS GLOSS ENAMEL (EXTERIOR QUALITY) |
| DOOR | 38x28x1.6mm RECTANGULAR HOLLOW SECTION FRAME WITH 25x25x1.6 INTERMEDIATES AT 100m CENTERS AT A 45 ANGLE COLOUR TBC |
| IRONMONGERY | SECURITY DOUBLE THROW DEAD LOCK (NO LATCH) |

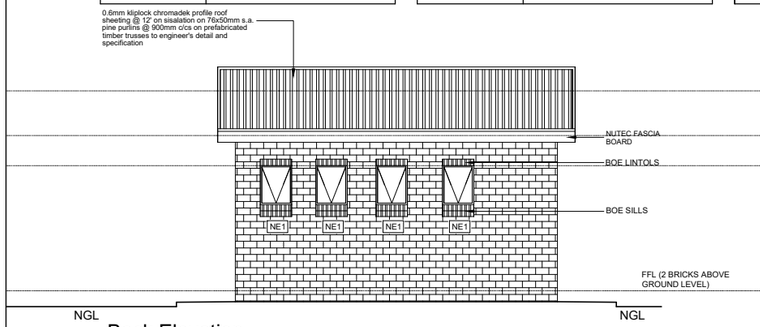


## Back Elevation
SCALE 1:50

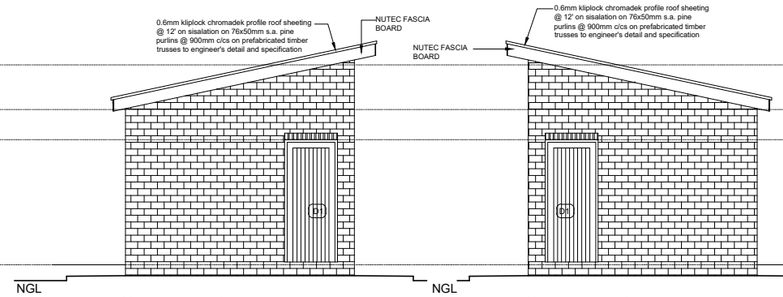


## Side Elevation
SCALE 1:50

## Side Elevation
SCALE 1:50

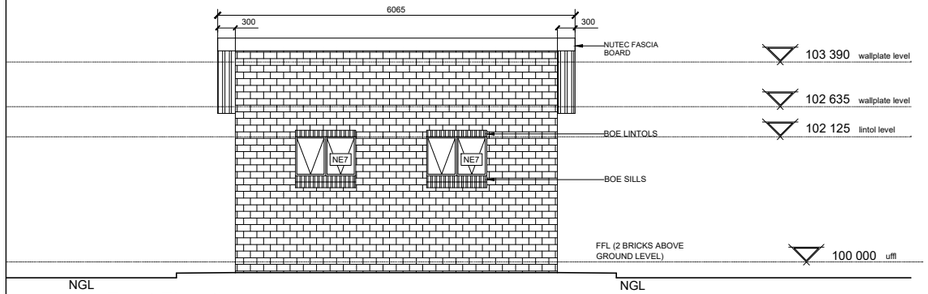


## Front Elevation
SCALE 1:50

### GENERAL NOTES:

ALL WORK TO BE CARRIED OUT IN ACCORDANCE WITH THE NATIONAL BUILDING REGULATION AND SABS 0400 OF 1990.

CONTRACTOR TO READ ONLY FIGURED DIMENSION.

CONTRACTOR TO VERIFY ALL DIMENSION ON SITE BEFORE COMMENCING WITH ANY WORK.

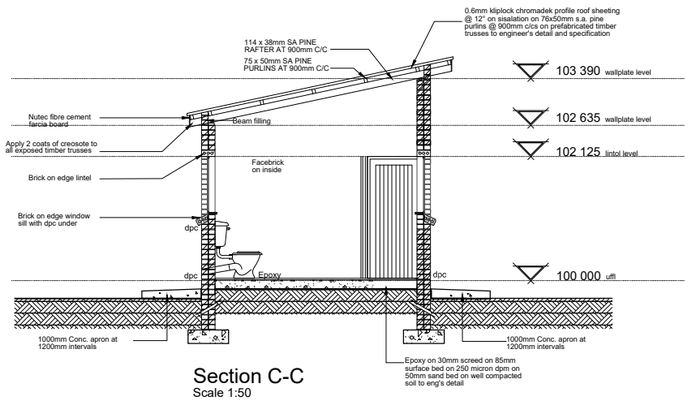


## Section C-C
Scale 1:50

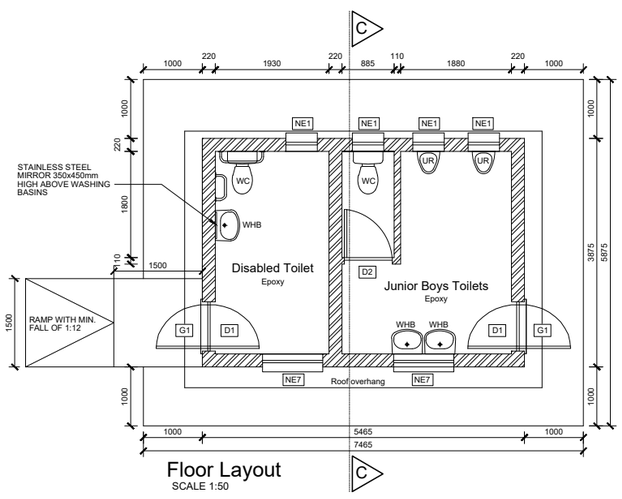


## Floor Layout
SCALE 1:50

## NOTES AND SPECIFICATIONS:

### GENERAL

1. Use dimensions provided and do not sclae drawing.
2. All work to comply with SANS, PW371 and SABS.
3. All dimensions, levels and positions to be verified on site prior to construction.
4. All concrete work to be as per Engineer's details and specifications.
5. All pits to face North.
6. All brickwork have brickforce at every 2nd course in pit lining and 3rd course in superstructure.

### PIT EXCAVATION

1. All stages of pit excavation to be inspected and approved by Engineer and signed off.
2. All pit lining to be inspected by EnviroLoo Services before slab casting.

### COMPACTION OF SURFACES

1. All ground surfaces receiving concrete floors / slab should be compacted to 150mm layers 93 Mod AASHTO density before casting concrete.

### CONCRETE WORKS

1. All concrete to be as per Engineer's details and specifications.
2. 25 MPa strength concrete to be used throughout construction:

   Trial Concrete Mixes: Proportions Concrete Strength at 28 Days 25Mpa: 1 : 2 : 2 (mix proportion by volume) 1 bag cement : 0.08m3 Sand : 0.09m3 Stone (Volume/Bag) 385 kg cement : 820 kg sand : 960 kg stone (Mass/m3)
3. Pre-cast concrete lintols to be used as support under top slab of pit.
4. All concrete aprons to be 1000mm wide.

### MORTAR

1. Mixed proportions to be: 1 cement : 3 sand (i.e.1 bag cement : 3 wheelbarrows (37 litres) sand)

### BRICKWORK

#### Sub-structure

1. All pit lining / foundation brickwork to be solid NFP clay brick.
2. All internal surface of pit lining to be painted with two coats black expoxy paint installing Enviro-Loo units.

#### Super-structure

1. All external walls / partitions to be of clay face brick to SABS quality.
2. All cubicle partition walls to be 3 courses above door height.
3. All brickwork above door openings should have brickforce on every course at least 3 courses
4. Air bricks: Standard 230X152mm terra-colts vermin proofed lourved air grating to be used above all window openings.

### ROOF SHEETING

1. 0.6mm kliplock chromadek roof sheeting

### ROOF TIMBER / CEILING

1. All roof timbers to be machined SABS treated wood with three coats of approved wood preservative.
2. Timber connections (Hurricane Clips) are required all intercessions between timber rafters and purlins.
3. Sisalation is to be applied interval under all roof surfaces.

### METALWORK

1. All metalwork should be primed before installation.
2. All steel window should have 6x20mm flat bar burglar proofing.

### PLUMBING

1. Double concrete wash trough to be used.
2. All wash troughs should be connected to the school's water supply system and the waste water should be piped to a soakaway.
3. The soakaway should be as per Engineer's detail and position to be determined on site.
4. Only 20mm and galvanised pipework should be used as connection from wall to the discharge points.

### GLAZING

1. 6.28mm obscure safety glass.

### PAINTING

1. All paintwork to comply with SABS and PW371 specification.
2. All steel window and door frames including doors and fascia / barge boards to be discharge points.

| No. | Date | Revision | Drawn |
|---|---|---|---|
| | | | |

CONSULTANTS:
MANKGA LERAGA CONSULTING


mankga leraga consulting

212 PHASE B, MARABE STREET
MADIBA PARK
POLOKWANE
0699

TEL : (083) 784 0926 / 061 466 3206
FAX : (086) 672 6492
EMAIL : admin@mankga.co.za


ARCHITECTS

IMPLEMENTED BY
LIMPOPO PROVINCIAL
DEPARTMENT OF EDUCATION

LIMPOPO PROVINCIAL GOVERNMENT REPUBLIC OF SOUTH AFRICA
DEPARTMENT OF EDUCATION

| | SIGNATURE | DATE | ORIGINAL DRAWING SHEET SIZE |
|---|---|---|---|
| DESIGNED | | | A1 |
| DRAWN | | | SCALE AS SHOWN |
| VERIFIED | | | TYPE OF PLANNING PRELIMINARY DESIGN |
| VALIDATED | | | |

IMPLEMENTING AGENT
THE MVULA TRUST

THE MVULA TRUST
A leading developmental NGO

THE MVULA TRUST
ROP 6
RHODESDRIFT
STREET
BENDOR
POLOKWANE
0699
TEL: (015) 291 2405
FAX: (015) 291 1270

PROJECT:

LDOE 2021/22 SCHOOL WATER AND SANITATION - APPOINTMENT TO PROVIDE PLANNING, SUPERVISION AND PROJECT MANAGEMENT FOR CONSTRUCTION OF SCHOOL WATER AND SANITATION FACILITIES FOR CLUSTER 2 IN CAPRICORN DISTRICT OF LIMPOPO PROVINCE

DRAWING TITLE

GRADE "R" BOYS:1 x DISABLED
1 x SEATS
2 x URINALS

| EMIS No. | DESCRIPTION | DRAWING NO | Revision |
|---|---|---|---|
| - | GRMD1 | MLC04/19/GRMD1 | |