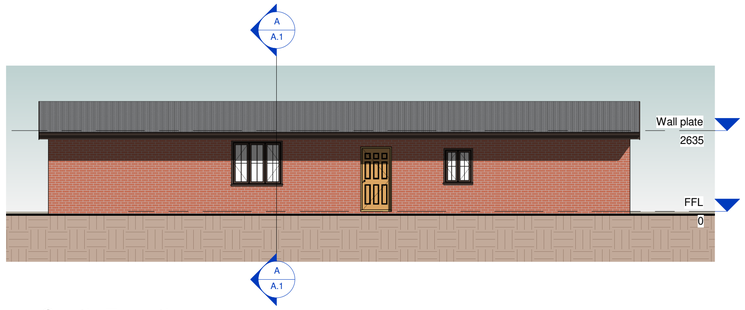

1 South Elevation
1 : 100

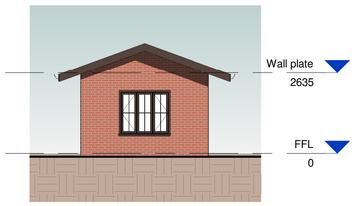

2 East Elevation
1 : 100

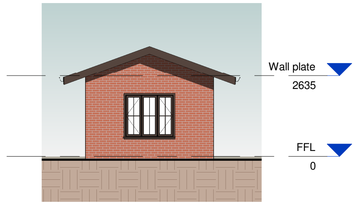

3 West Elevation
1 : 100

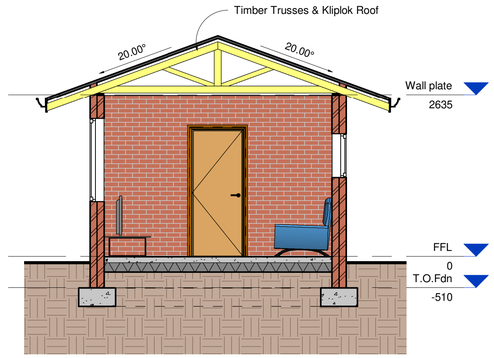

A Section A-A
1 : 50

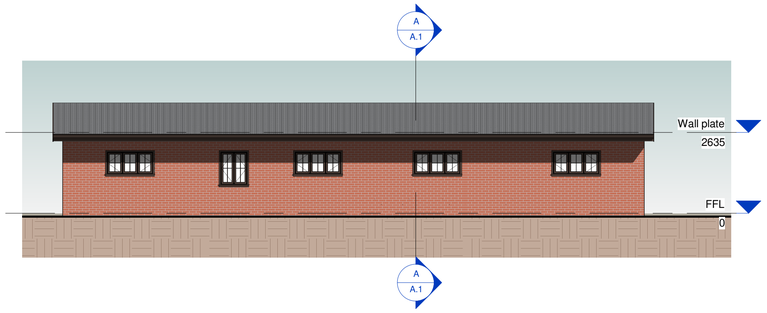

4 North Elevation
1 : 100



5 Roof Plan
1 : 100

GENERAL SPECIFICATION NOTES:

This specified drawing to be read in conjunction with the WB20 Standard Preambles.

All TRADE NAMES to be as specified or equal and approved.

ROOF:

0.8mm Chromadek roof sheeting
WITH LEAK KING roofing screws. Mastic sealant at side laps.
corrugated pattern Polyclosers under ridge capping and at beam-filling.
Determine the direction of prevailing winds before laying sheets. Sheets must project minimum of 50mm beyond purlins at eaves. Holes in sheets to be drilled not punched.
Sheets are to be fixed to 76 x 50mm purlins spaced as indicated at with max of 1140mm on timber roof trusses spaced as indicated on roof plan.
'SISALATION RSA 420' underlay over trusses and under purlins on training tape.
Prefabricated cleated roof trusses to be to the Engineers approval

Roof is to be tied down to walls with 30mm x 1.6mm thick and 1.6m long galvanised hoop iron straps built in.
Trusses to be spaced at +/- 1260
resting on 114 x 38mm wall plates.
HURRICANE CLIPS to be used at eaves overhangs. At all other purlin/truss intersections double wound 2,5mm diameter galvanised wire.
All exposed roof timber to be painted with 2 coats ABE PROVONITE, before fixing of roof sheets, fascias and bargeboards.

Roof pitches as indicated.

BARGE BOARD:
EVERITE NUTEC fibre cement socketless barge boards
(Product No 521-731) 200mm x 80mm.

Aluminium H-profile barge board joiners (Product No 685-187).
Drill for and fix with hot-dipped galvanised screws and washers.
76 x 50mm trimmer batten fixed underside of purlin ends for barge board fixing.

WINDOWS:
Hot dipped galvanised " SS Industrial Type " metal windows.
No painting required.
4mm clear glazing with steel putty. No painting necessary.
Refer to window schedule.

DOORS:
Galvanised Stock Steel Double Rebated door frames (1.6mm thick) for 220mm walls - not painted with 1,5 pair of 100mm galvanised steel loose-pin hinges welded in position.

FASCIAS:
EVERITE NUTEC medium density fibre-cement fascia boards (Product no. 041-202).
12mm thick x 225mm with aluminium H-profile fascia joiners (Product no. 685-195). Drill for and fix with hot-dip galvanised drive screws and washers.

WALLS:
All walls are to comply with "Part K" of the National Building Regulations.

COROBRIK FACEBRICK to be used externally.
COROBRIK COMMONS to be used where to recieve plaster.
COROBRIK ENGINEERING Bricks below ground level in foundation walls.
Brickforce to all courses from window head to underside wallplate.
Galvanised crimp wire wall ties (7 per square metre - laid staggered.
External face of inner skin to be painted with bitumen paint.
External cills to be of sloping brick-on-edge roller course, verandah wall cills to have 10 degrees, other wall cills to be 30 degrees.
Internal cills to be EVERITE NUTEC fibre-cement (Product No. 031-509) complete with fixing lugs and self-tapping screws.
375 micron embossed damp-proof membrane stepped below all window cills.

INTERNAL WALLS to finished with 15mm thick plaster is to have 1:5 cement:sand mix.
Cement plaster to be painted with 'WALL N' ALL' emulsion paint. Colour to Architect.
Beam filling to underside of roofing sheets.
Control joints to be provided at second classroom or at every 12m c/c, sealed with 10mm deep Polysulphide Sealant on backing strip and softboard insert.

FLOORS:
100mm thick power floated finished concrete slab (25Mpa) reinforced with mesh Ref 193 set 25mm below top on 250 microns GUNPLAS USB GREEN waterproofing on 25mm river sand bed on fill compacted to MOD AASHTO 95%.
Soil to be poisoned in accordance with SABS 1165.
(Certificate must be provided)

VERANDAH WALKWAY:
100mm thick concrete slab (20Mpa) reinforced with mesh Ref 193 set 25mm below top on 250 microns GUNPLAS USB GREEN waterproofing on 25mm sand bed on fill compacted to MOD AASHTO 95%. Veranda floor to be graded to fall 50mm and cast in panels of 1850 centres. Control Joints at every 7,4m centres. Finish to be wood float non-slip. Control joints sealed with 10mm Polysulphide sealant with backing strip and softboard.

CONCRETE APRONS / CHANNELS
Concrete aprons to laid to a fall of 1:200 and in panels with control joints at every 3m centres on fill compacted to MOD AASHTO 95%.
Control joints sealed with 10mm Polysulphide sealant with backing strip and softboard.

GUTTERS & DOWNPIPES:
Seamless aluminium OGEE gutters with baked enamel finish fixed to suppliers specifications, with 100 x75mm flutted aluminium downpipes with baked enamel finish fixed as per suppliers detail.

BACKFILL:
Filling to be approved clean earth, well watered and rammed in layers not exceeding 150mm in depth and thoroughly consolidated to a density of 95% MOD AASHTO.

AIR-BRICKS
229 x 152mm Terra-cotta vermin proofed air-bricks built into brick beam filling at approx. 1265mm centres.

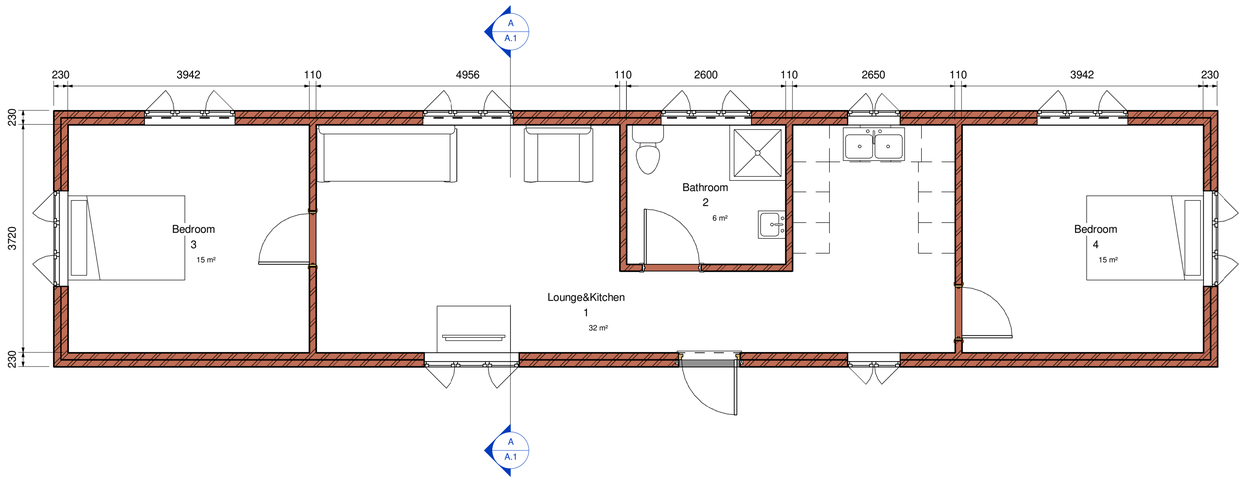

6 Floor Plan
1 : 50

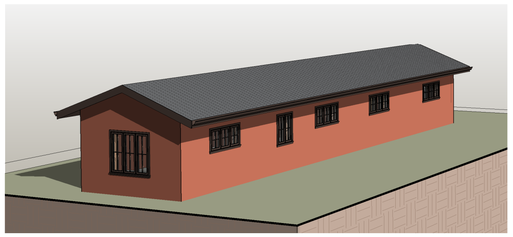

7 3D View

FOR TENDER PURPOSES

"COPYRIGHT IS VESTED IN HN CONSULTING IN TERMS OF THE COPYRIGHT ACT (ACT 98 OF 1978) AND NO USE OR REPRODUCTION OR DUPLICATION THEREOF MAY OCCUR WITHOUT THE WRITTEN CONSENT OF THE AUTHOR"

THIS DRAWING HAS BEEN PREPARED UNDER THE CONTROLS ESTABLISHED BY THE HN CONSULTINGS QUALITY MANAGEMENT SYSTEM AND MEETS THE REQUIREMENTS OF THE SABS QUALITY GRADING SYSTEM THAT IS ISO 9001:2008 COMPLIANT

GENERAL NOTES

1. THIS DRAWING PROVIDES INFORMATION RELATED TO THE FORM OF THE WORK WHEN COMPLETED TOGETHER WITH GUIDANCE, WHERE FUNDAMENTAL TO THE DESIGN, FOR THE SEQUENCE OF CONSTRUCTION. THIS DRAWING DOES NOT PURPORT TO INCLUDE ANY NECESSARY PRECAUTIONS, ITEMS OR COMPONENTS REQUIRED FOR CONSTRUCTION SAFETY. ALL SUCH PRECAUTIONS MUST BE TAKEN AND ITEMS OR COMPONENTS SUPPLIED BY THE CONTRACTOR.
2. ANY DISCREPANCIES ARE TO BE CONFIRMED WITH THE ENGINEER ON SITE PRIOR TO WORK PROCEEDING.
3. ONLY WRITTEN DIMENSIONS SHALL BE USED.
4. ALL DIMENSIONS ARE INmm.

REFERENCE DRAWINGS

Revision Details	By	Date	Suffix
Issued For Tender	JSM	13/12/23	0

Main-Consultant

KUFANIKIWA CONSULTING
11 DERBY PLACE,
DERBY DOWNS OFFICE PARK
WESTVILLE, DURBAN
TEL : +27 31 701 1038
www.kufanikiwa.co.za

Sub-Consultant

HN CONSULTING ENGINEERS
BLOCK B, HILLTOPS OFFICE PARK
73 VILLIERS DRIVE,
PIETERMARITZBURG,
3201
TEL: 033 394 2352 FAX: 033 394 2356

Client

NKANGALA DISTRICT MUNICIPALITY

Project Title

WESTERN HIGHVELD WATER TREATMENT WORKS

Drawing Title

STAFF ACCOMMODATION

Scale: As indicated — ON ORIGINAL PLAN

DRAWN
BY : JSM DATE: 13/12/2023

DESIGNED
BY : AB Pr No:
SIGNATURE : DATE :

CHECKED ON BEHALF OF HN CONSULTING ENGINEERS
BY : JSM Pr No:
SIGNATURE : DATE :

HN Drawing Number: 313WS - A.1
Revision: 1

2023/12/13 11:51:22