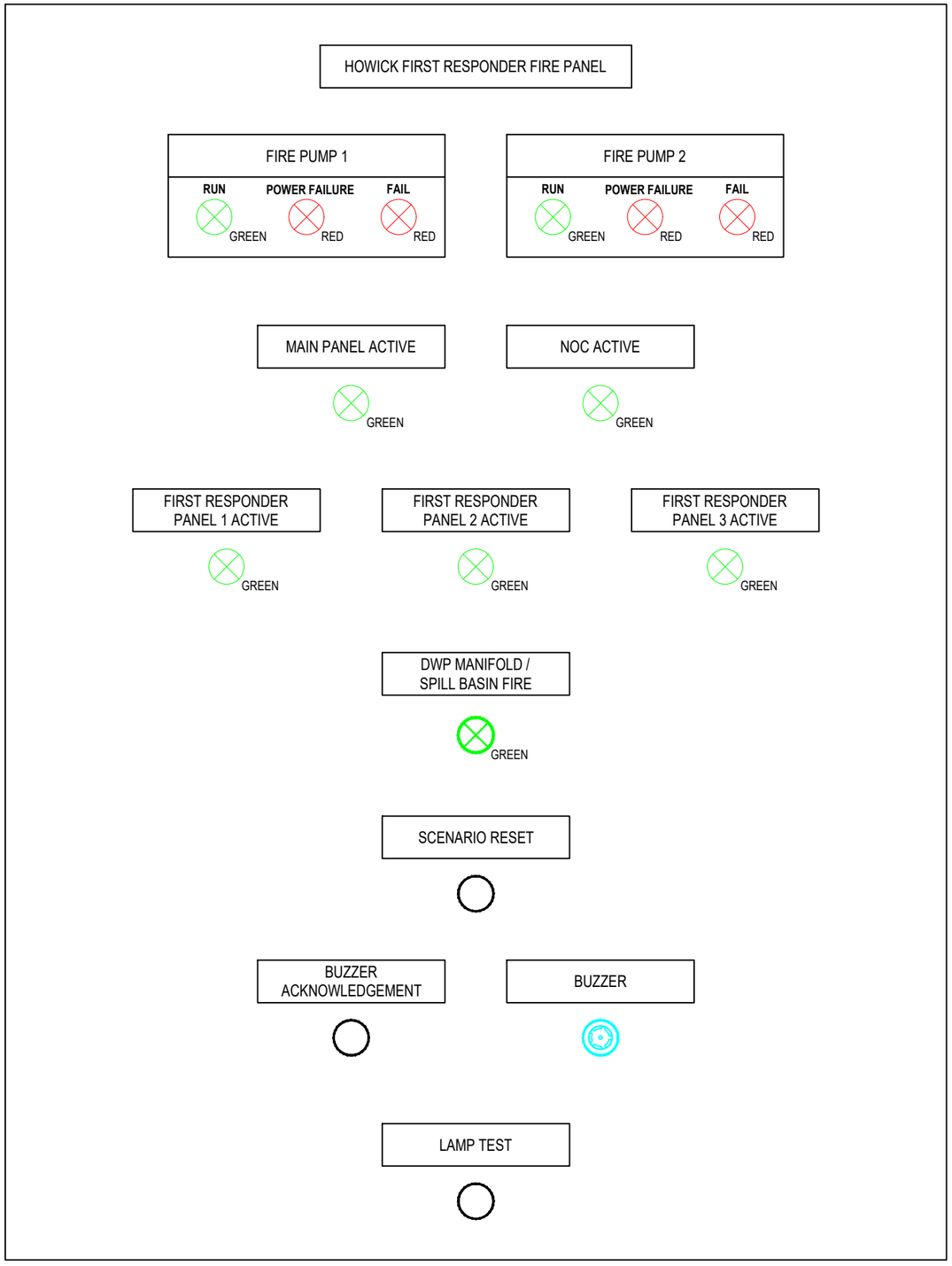

LEGEND

GREEN	Green LED indicator.
RED	Red LED indicator.
AMBER	Amber LED indicator.
GREEN	Green push-button with LED indicator.
RED	Red push-button.
	Black push-button.
	Panel buzzer.
	Key switch.

DESIGNER			
RESP. ENG			
PROJ. MANAGER			
CLIENT			
ROLE	NAME	SIGN	DATE

DRAWING APPROVAL STATUS

PROJECT:
TRANSNET PIPELINES
HW FIRE

A3

TITLE:
FIRST RESPONDER PANEL LAYOUT

SCALE	CHECKED:	APPROVED:
NTS	GM	BJ
CAD FILE: HO1436-TPL_2024_09_0008_77334_RFP-FAT-0001	DESIGN-DRAWN: RM - RM	DATE: 2026-01-28
PROJECT No: 11364	DRAWING No: 11364-A1170	REV: A

GREYJONES (PTY) LTD.

GREYJONES (PTY) LTD.
admin@greyjones.co.za www.greyjones.co.za
(031) 816 9386

REVISIONS

REV	DATE	BY	CHK	DESCRIPTION
A	2026-01-28	RM	GM	ISSUED FOR ACCEPTANCE

TRANSNET pipelines

PROJECT NAME
HOWICK FIRE

DRAWN		REF.	
TRACED		DATE	
CHECKED		APPROVED	
SCALE			
TPL DRAWING No.		REV	

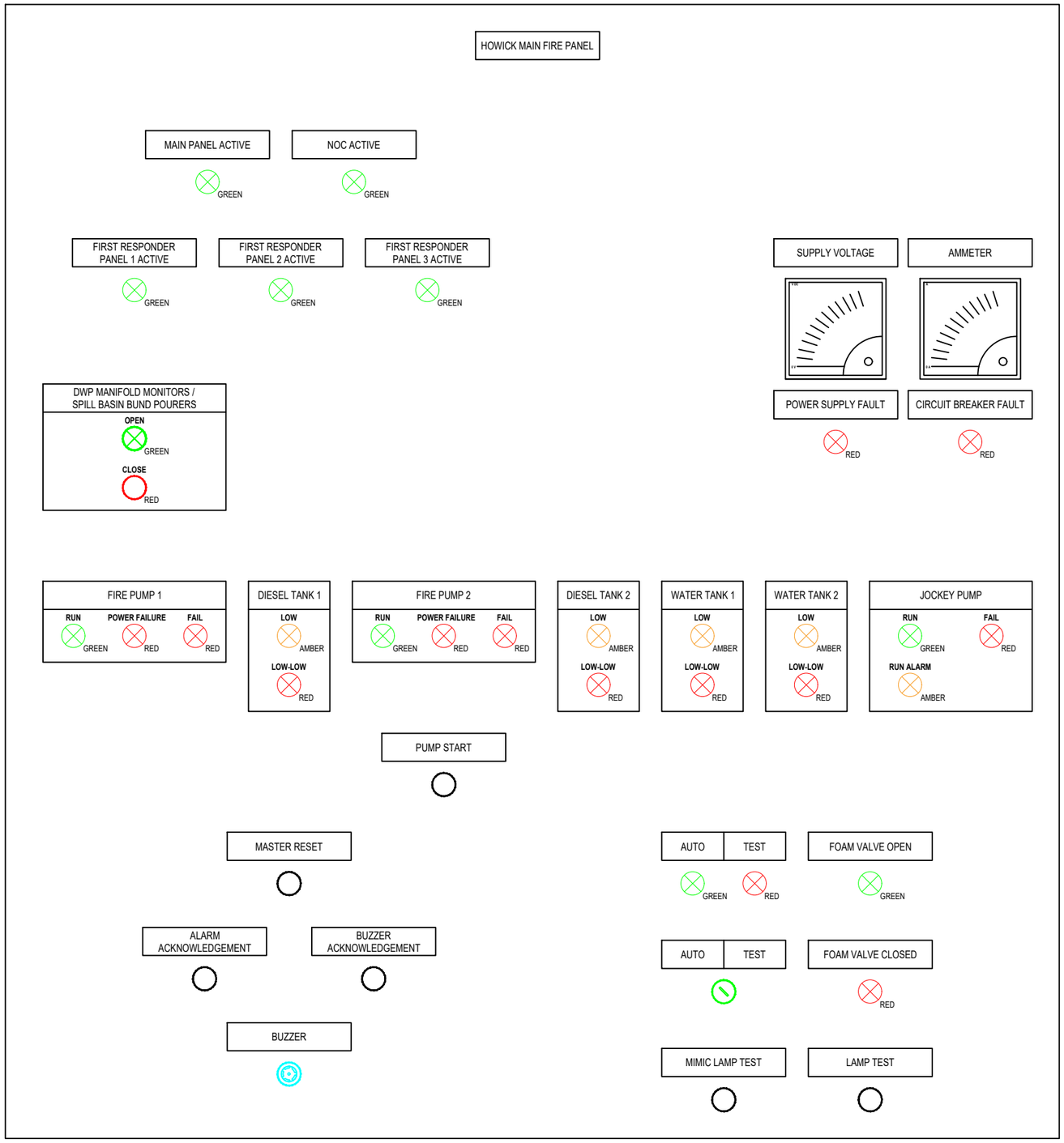

LEGEND

GREEN	Green LED indicator.
RED	Red LED indicator.
AMBER	Amber LED indicator.
GREEN	Green push-button with LED indicator.
RED	Red push-button.
	Black push-button.
	Panel buzzer.
	Key switch.

DESIGNER			
RESP. ENG			
PROJ. MANAGER			
CLIENT			
ROLE	NAME	SIGN	DATE

DRAWING APPROVAL STATUS

PROJECT:
TRANSNET PIPELINES
HW FIRE

A3

TITLE:
FIRE CONTROL PANEL LAYOUT

SCALE	CHECKED:	APPROVED:
NTS	GM	BJ
CAD FILE: HO1436-TPL_2024_09_0008_77334_RFP-FAT-0001	DESIGN-DRAWN: RM - RM	DATE: 2026-01-28
PROJECT No: 11364	DRAWING No: 11364-A1171	REV: A

GREYJONES (PTY) LTD.

GREYJONES (PTY) LTD.

admin@greyjones.co.za www.greyjones.co.za

(031) 816 9386

REVISIONS

REV	DATE	BY	CHK	DESCRIPTION
A	2026-01-28	RM	GM	ISSUED FOR ACCEPTANCE

TRANSNET pipelines

PROJECT NAME
HOWICK FIRE

DRAWN		REF.	
TRACED		DATE	
CHECKED		APPROVED	
SCALE			
TPL DRAWING No.		REV	

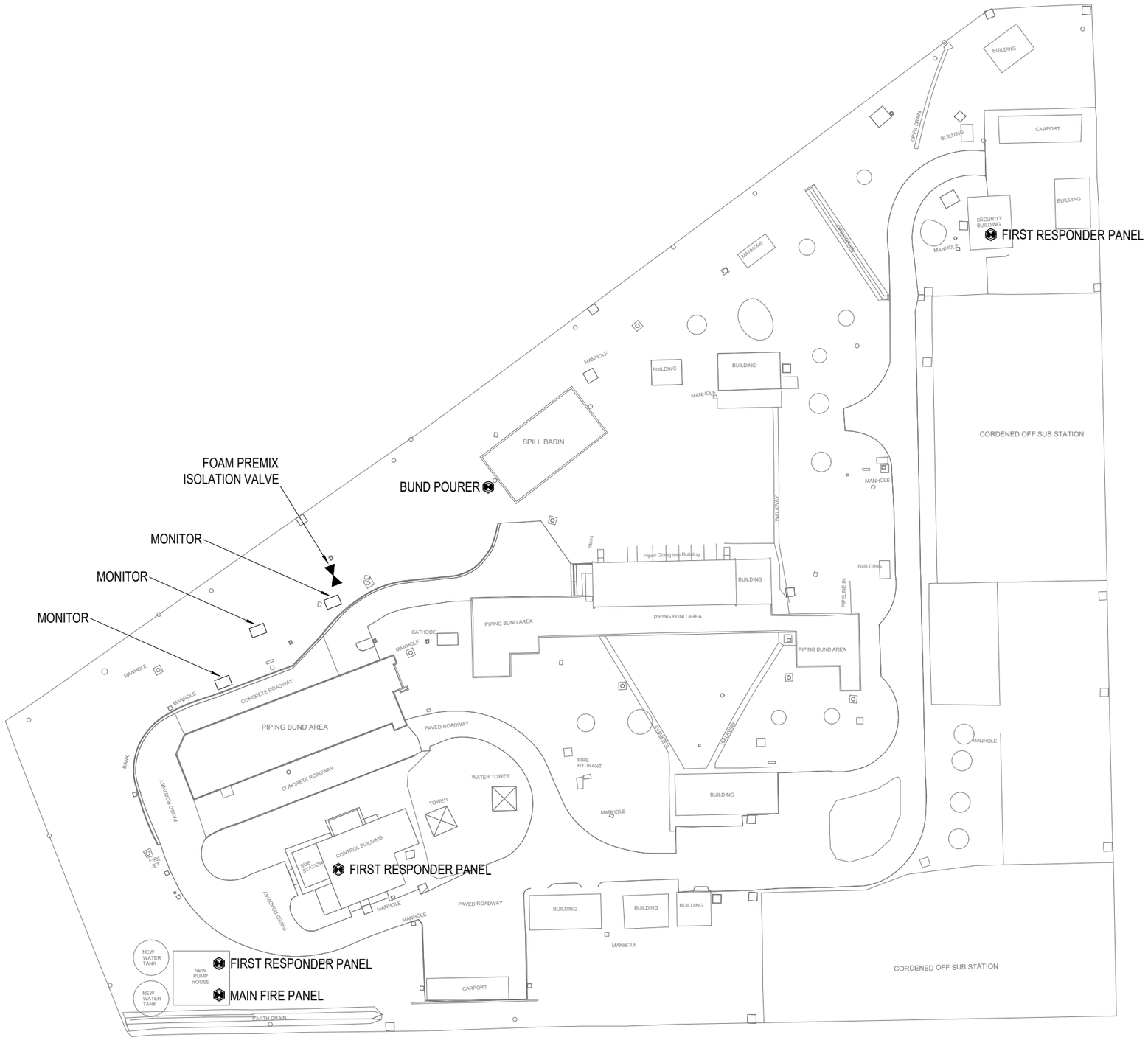

LEGEND

	Red LED indicator light.
	Green LED indicator light.
PMS	Field mounted start station.
W	Fire hydrant (water).
F	Fire hydrant (foam premix).
	Ring main isolation valves.

DESIGNER			
RESP. ENG			
PROJ. MANAGER			
CLIENT			
ROLE	NAME	SIGN	DATE

DRAWING APPROVAL STATUS

PROJECT:
TRANSNET PIPELINES
HW FIRE

A3

TITLE:
MIMIC PANEL LAYOUT

SCALE	CHECKED:	APPROVED:
NTS	GM	BJ
CAD FILE: HO1436-TPL_2024_09_0008_77334_RFP-FAT-0001	DESIGN-DRAWN: RM - RM	DATE: 2026-01-28
PROJECT No: 11364	DRAWING No: 11364-A1175	REV: A

GREYJONES (PTY) LTD.
admin@greyjones.co.za www.greyjones.co.za
(031) 816 9386

REVISIONS

REV	DATE	BY	CHK	DESCRIPTION
A	2026-01-28	RM	GM	ISSUED FOR ACCEPTANCE

TRANSNET pipelines

PROJECT NAME
HOWICK FIRE

DRAWN		REF.	
TRACED		DATE	
CHECKED		APPROVED	
SCALE			
TPL DRAWING No.		REV	

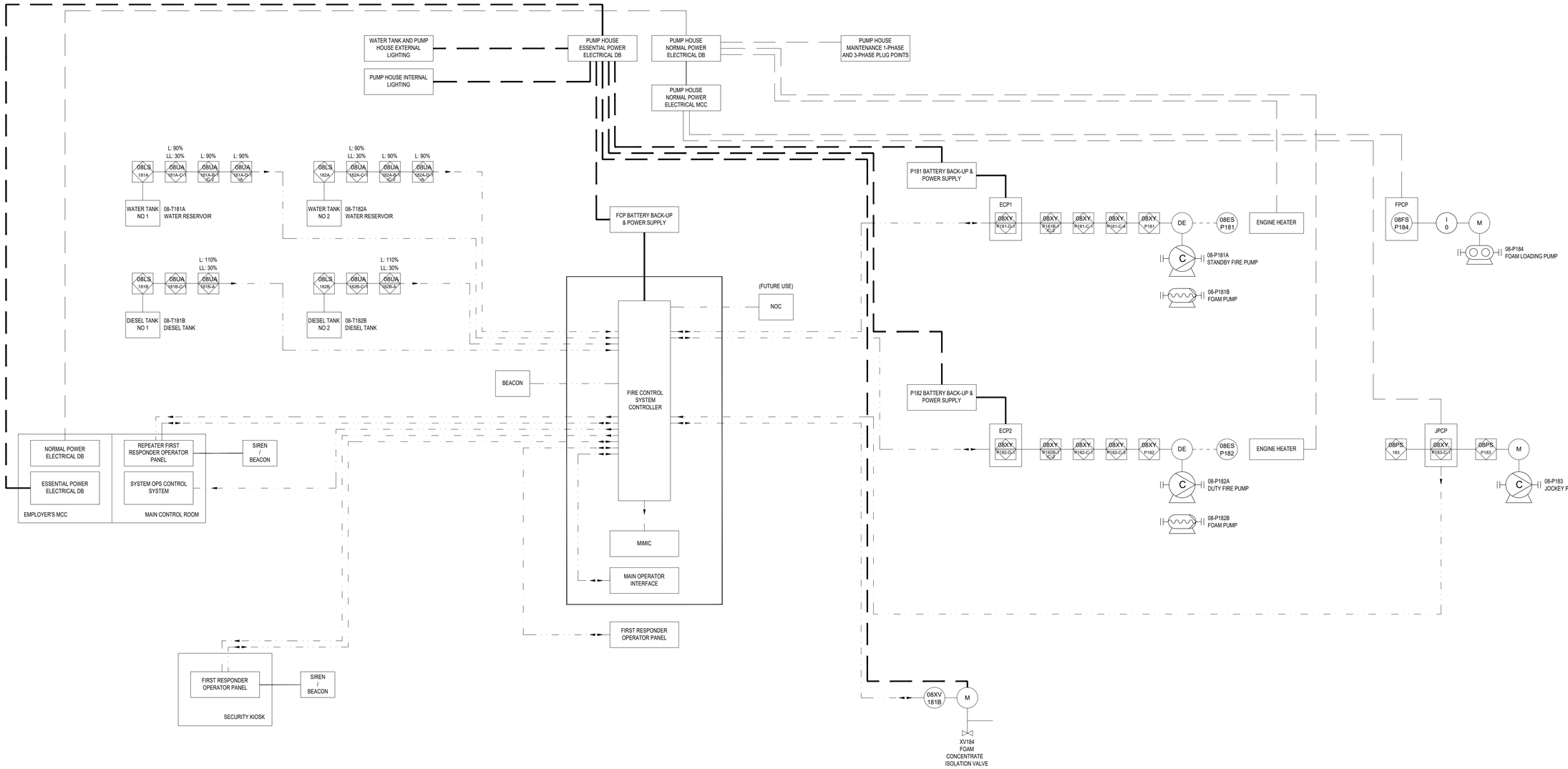

LEGEND

- CONTROL SIGNAL.
- AC ESSENTIAL POWER.
- AC NORMAL POWER.
- 24V (DC) ESSENTIAL POWER

DESIGNER			
RESP. ENG			
PROJ. MANAGER			
CLIENT			
ROLE	NAME	SIGN	DATE
DRAWING APPROVAL STATUS			

A1

PROJECT: TRANSNET PIPELINES WITBANK HW FIRE

TITLE: ELECTRICAL AND INSTRUMENTATION SCHEMATIC

SCALE	CHECKED:	APPROVED:
NTS	NP	BJ
CAD FILE: HO1436-TPL_2024_09_0008_77334_RFP-FAT-0001	DESIGN-DRAWN: GM - GM	DATE: 2026-02-13
PROJECT No: 11364	DRAWING No: 11364-A1185	REV: A

GREYJONES (PTY) LTD.

(031) 816 9386 admin@greyjones.co.za www.greyjones.co.za

REFERENCES

DWG NUMBER	DESCRIPTION
-	-
-	-
-	-
-	-
-	-
-	-
-	-
-	-
-	-

REVISIONS

REV	DATE	BY	CHK	DESCRIPTION
A	2026-02-13	GM	NP	ISSUED FOR ACCEPTANCE

TRANSNET pipelines

PROJECT NAME: HOWICK FIRE

DRAWN		REF.	
TRACED		DATE	
CHECKED		APPROVED	
SCALE			
TPL DRAWING No.			REV

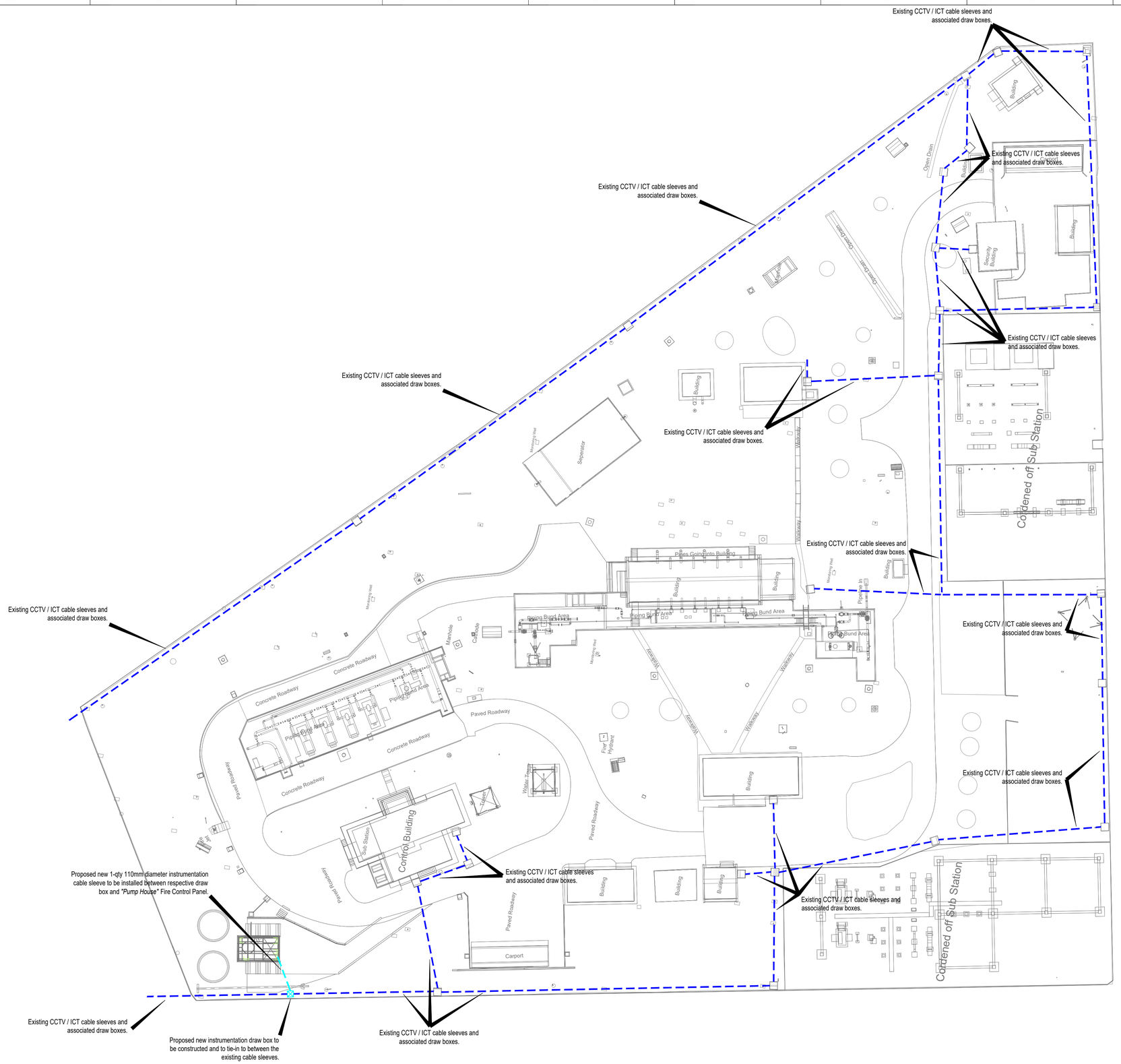

GENERAL NOTES:

1. All work shall comply with respective Municipal By-Laws.
2. All work shall comply with the latest editions of SANS 10142-1, 10142-2, the Occupational Health and Safety (OHS) Act as well as the respective Transnet Pipeline specifications and requirements.
3. The installation remains the responsibility of the *Contractor* and the *Contractor* shall therefore take additional measures if necessary to ensure compliance.
4. The *Contractor* shall identify any and all existing services prior to any excavations being performed.
5. The *Contractor* shall inspect and verify all electrical cable routes on site (inclusive of cable sleeves and manholes) and ensure that all electrical cable routes are of the shortest possible length and furthermore ensure that there are no clashes with any "Other" services.
6. The *Contractor* shall confirm the direction, quantity and diameter of all existing electrical cable sleeves and shall furthermore indicate the relevant information on *"As-Built"* drawings.
7. The *Contractor* shall consult the relevant drawings for final levels.
8. The *Contractor* shall report any concerns and discrepancies to the *Employer* immediately after such have been identified by the *Contractor*.
9. The *Contractor* shall check all electrical cable sleeves for blockages and report such to the *Employer* immediately after such have been identified by the *Contractor*.

DESIGNER			
RESP. ENG			
PROJ. MANAGER			
CLIENT			
ROLE	NAME	SIGN	DATE
DRAWING APPROVAL STATUS			

A1

PROJECT:
TRANSNET PIPELINES
HW FIRE

TITLE:
PROPOSED PRIMARY INSTRUMENTATION CABLE SLEEVE LAYOUT

SCALE	CHECKED:	APPROVED:
1:400	GM	BJ
CAD FILE: HO1436-TPL_2024_09_0008_77334_RFP-FAT-0001	DESIGN-DRAWN: GM - RM	DATE: 2026-02-16
PROJECT No: 11364	DRAWING No: 11364-A1215	REV: A

GREYJONES (PTY) LTD.

(031) 816 9386 admin@greyjones.co.za www.greyjones.co.za

REFERENCES

DWG NUMBER	DESCRIPTION
-	-
-	-
-	-
-	-
-	-
-	-
-	-
-	-

REVISIONS

REV	DATE	BY	CHK	DESCRIPTION
A	2026-02-16	GM	BJ	ISSUED FOR ACCEPTANCE

TRANSNET pipelines

PROJECT NAME			
DRAWN		REF.	
TRACED		DATE	
CHECKED		APPROVED	
SCALE			
TPL DRAWING No.			REV