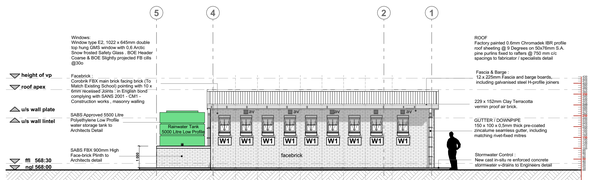

North Elevation
Scale 1:100

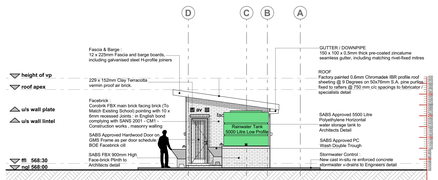

West Elevation
Scale 1:100

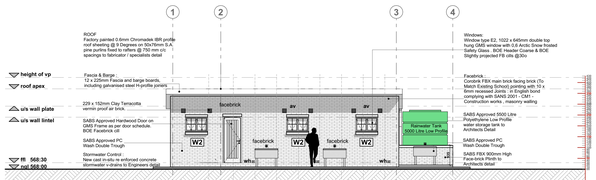

South Elevation
Scale 1:100

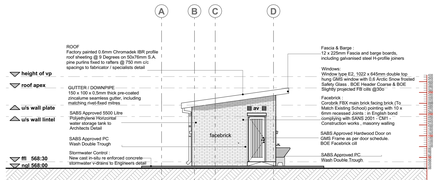

East Elevation
Scale 1:100

CARBOLINEUM WOOD PRESERVER
All exposed structural timber is to receive two coats carbolineum. Timber must be dry and carbolineum applied to the entire overhanging roof members sections before the application of roof sheets.

ROOF
Factory painted 0.6mm Chromadek IBR profile roof sheeting @ 9 Degrees on 50x76mm S.A. pine purlins fixed to rafters @ 750 mm c/c spacing, on prefabricated timber trusses @ max. of 1200mm c/c spacing on 38x114 S.A. pine timber wall-plates in long lengths, half lapped & spiked at joints with gang-nail plates, bedded on cement mortar & levelled before tying down to walls with 1.6 mm thick galvanised hoop iron, 32mm wide into min. Aluminium Foil light duty fire retarded insulation membrane , underlay over trusses and under purlins carrying the SANS 1381-4 Class accreditation. of 5 courses into brickwork & tied around tie-beam, rafter or additional purlin as convenient, and fixed with four galvanised nails, 40 mm long. NOTE: Roof construction to be done by specialists as per truss designer's specification & approval. On-site the roof trusses must be placed on evenly laid pallets, covered & protected against weather. Hurricane Clips fixed with per-mix nails or bolts through pre-drilled holes at covered verandah/ tank stand area must be provided for.

Plaster the interior walls of the pit completely to ensure a water tight seal, paint epoxy coat over the plastered area using a black epoxy coat.

ENVIRO-LOO UNITS :
Collect from store, transport and delivered to site, protect on site and install complete standard enviro-loo system type 1040 industrial CER/ABS-V1 (code FG-1040)

GUTTER / DOWNPIPE
150 x 100 x 0.5mm thick pre-coated zincalume seamless gutter, including matching rivet-fixed mitres and end caps internally sealed using Silicon Mastic, hung by nail fixed internal aluminium hangers at 500mm centres with 100 x 75 x 0,8mm thick rectangular fluted downpipes to 5000L horizontal RWHT

Pavers :
60mm "SABS Approved" Concrete Brick pavers laid in herringbone pattern to fall 1:40 on 25mm thick river sand bed with sand and cement mixture swept into joints and hosed down. Brick on Edge , edging

Surface Bed :
All floor finishes as indicated on plan and as per finishing schedule on 100mm thick class U3 steel trowel finished concrete slab (20 Mpa) reinforced with mesh Ref 193 set 25mm below top on 250 microns GUNPLAS USB GREEN waterproofing on 25mm river sand bed on fill compacted to MOD AASHTO 95%. oil to be poisoned in accordance with SABS 1165. (Certificate must be provided) All expansion and movement joints as per ENGINEERS DETAIL AND SPECIFICATION. Engineers details and specifications to take precedence if applicable.

Fascia & Barge :
12 x 225mm Fascia and barge boards, including galvanised steel H-profile joiners, medium density plain fibre-cement fascial and barge boards to receive paint

Windows:
Window type E2, 1022 x 645mm double top hung GMS window with 0.6 Arctic Snow frosted Safety Glass pulled to Standard residential frame with steel burglar bars to fixed lights and opening sashes. BOE Header Coarse & BOE Slightly projected FB cills @30° 15mm x 140mm Fibre Cement slightly projecting internal cill

Facebrick :
Corobrik FBX main brick facing brick (To Match Existing School) pointing with 10 x 6mm recessed Joints : in English bond complying with SANS 2001 - CM1 - Construction works , masonry walling

Stormwater Control :
New cast in-situ re enforced concrete stormwater v-drains to Engineers detail

Depth of foundation stipulated by engineer suite site conditions to be subject of a rational design or a rational assessment

230 Mampara Brick Wall for works below NGL

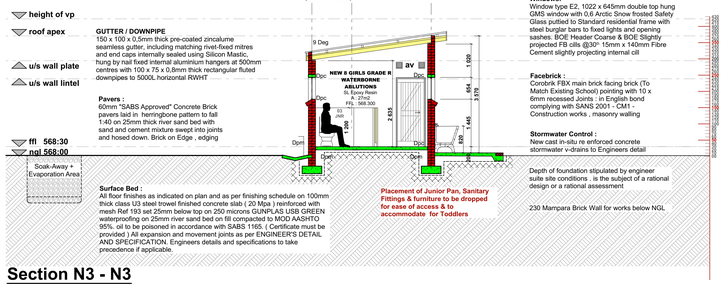

Section N3 - N3
Scale 1:75

General Note

A. Consultant / Structural Notes

1. All Structural, Electrical, Civil And Landscaping Queries Are To Be Referred To The Relevant Consultants Drawings, Specifications And Details

2. All Plumbing Queries Are To Be Referred To The Relevant Specialist Consultants Drawings, Specifications And Details

3. All Concrete, Columns And Structural Queries Are To Be Referred To Pr. Structural Engineer's Drawings, Specifications And Details

4. All External / Internal Walls Requiring Bracing / Stiffening Are To Be Constructed In Accordance With Pr. Structural Engineer's Drawings,Specifications And Details.

5. All Specifications With Regard To Fire Regulations, To Be Referred To Consultants Drawings, Specifications And Details.

6. All Design And Construction To Comply With The Relevant Sans Regulations.

7. Any Discrepancy In The Drawings, Dimensions & Specifications To Be Brought To The Attention Of The Consultant And Architect Prior To Any Work Being Put In Hand.

8. Only Figured Dimensions To Be Followed - Scaled Dimensions Of Drawings Will Not Be Permitted

9. All Drawings Are Intellectual Property Of Simelokuhle Design Studio. Any Replication And Unauthorised Reuse Will Lead To Legal Litigations

B. Contractor Notes

1. Contractor Shall Reconfirm All Salient Levels With Municipality Prior To Commencement Of Work.

2. The Contractor Shall Be Responsible For The Coordination Of All Services.

3. The Contractor Shall Comply With All Local Authority Requirements.

4. The Contractor Shall Submit Shop Drawings For Mechanical, Electrical And Plumbing Services And Specialised Items And Incorporate The Ducts To Conceal Necessary Pipes, Cables And Conduits, Etc. For The Consultants Approval Prior To Commencement Of Work.

5. The Contractor Shall Inspect The Site Prior To Any Work Being Put In Hand And Take Into Consideration All Aspects Of The Works, To Be Carried Out Including Any Dewatering, If Required. The Costs Of The Dewatering To Be Submitted Prior To Work Being Commenced On Site.

6. Any Discrepancy In The Drawings, Dimensions And Specification To Be Brought To The Attention Of The Consultant And Architect Prior To Work Being Put In Hand.

7. All Equipment Shall Be To The Approval Of The Local Authorities And Comply With The Occupational Health And Safety Act.

8. All Dimensions And Levels Are To Be Verified On Site Prior To Commencing, Setting Out, Workshop Drawings Or Construction

C. General Notes

1. All Structural Components To Structural Engineer's Detail And Architect's Approval.

2. All Sewer And Waste Water Points To Connect To Existing Sewer Lines.

4. All Timber Used To Be Treated Against Termite And Wood Borer Attack, And Against Fugal Decay As Per Sans 10005.

NOTES AND SPECIFICATIONS:

GENERAL
1. Use dimensions provided and do not sclae drawing.
2. All work to comply with SANS, PW371 and SABS.
3. All dimensions, levels and positions to be verified on site prior to construction.
4. All concrete work to be as per Engineer's details
5. All pits to face North.
5. All brickwork have brickforce at every 2nd course in pit lining and 3rd course in superstructure.

PIT EXCAVATION
1. All stages of pit excavation to be inspected and approved by Engineer and signed off.
2. All pit lining to be inspected by EnviroLoo Services before slab casting.

BRICKWORK
Sub-structure
1. All pit lining / foundation brickwork to be solid NFP clay brick.
2. All internal surface of pit lining to be painted with two coats black expoxy paint installing Enviro-Loo units.

Super-structure
1. All external walls / partitions to be of clay face brick to SABS quality.

2. All cubicle partition walls to be 3 courses above door height.
3. All brickwork above door openings should have brickforce on evry course at least 3 cources

4. Air bricks: Standard 230X152mm terra-colts vermin proofed lourved air grating to be used above all window openings.

ROOF SHEETING
1. 0.6mm kliplock chromadek roof sheeting

ROOF TIMBER / CEILING
1. All roof timbers to be machined SABS treated wood with three coats of approved wood preservative.
2. Timber connections (Hurricane Clips) are required all intercessions between timber rafters and purlins.
3. Sisalation is to be applied interval under all roof surfaces.

METALWORK
1. All metalwork should be primed before installation.
2. All steel window should have 6x20mm flat bar burglar proofing.

PLUMBING
1. Double concrete wash trough to be used.
2. All wash troughs should be connected to the school's water supply system and the waste water should be piped to a soakaway.
3. The soakaway should be as per Engineer's detail and position to be determined on site.
4. Only 20mm and galvanised pipework should be used as connection from wall to the discharge points.

GLAZING
1. 6.28mm obscure safety glass on top nine panes.

PAINTING
1. All paintwork to comply with SABS and PW371 specification.
2. All steel window and door frames including doors and fascia / barge boards to be

Window and Door Schedule - scale 1:50

WINDOWS

	W1	W2	W3	
	WINDOW 1	WINDOW 2	WINDOW 3	
Code :	E1	E7	E4	
Quantity :	09	03	00	
Description:	533 x 654mm hot-dipped galvanized steel residential top hung unit. Unit code NE1 with 20 x 5mm hot-dipped galvanized flat bar to open sections . Preinstalled Flat Burglar bars	1022 x 654mm hot-dipped galvanized steel residential top hung unit. Unit code NE2 with 20 x 5mm hot-dipped galvanized flat bar to open sections . Preinstalled Flat Burglar bars	1511 x 654mm hot-dipped galvanized steel residential top hung unit. Unit code NE4 with 20 x 5mm hot-dipped galvanized flat bar to open sections . Preinstalled Flat Burglar bars	
Finish:	Clean with galvanized iron cleaner. 1 x galvanized iron primer coat and 2 x coats of approved gloss enamel paint.	Clean with galvanized iron cleaner. 1 x galvanized iron primer coat and 2 x coats of approved gloss enamel paint.	Clean with galvanized iron cleaner. 1 x galvanized iron primer coat and 2 x coats of approved gloss enamel paint.	
Glazing:	6mm SG Opaque Glass with Steel Window Putty	6mm SG Opaque Glass with Steel Window Putty	6mm SG Opaque Glass with Steel Window Putty	
Ironmongery	Factory Fitted - Standard Brass Fittings	Factory Fitted - Standard Brass Fittings	Factory Fitted - Standard Brass Fittings	

SANITARY SCHEDULE / BLOCK

ITEM	DESCRIPTION	QUANTITY
Toilet Roll Holder	**"Kimberly Clark"** Height: 385 mm Depth: 140 mm Width: 135 mm metallic lockable Toilet 3 Ball Holder from Classic White Range. Durable and vandal proof with Anti-theft bracket available	09
Soap Despenser	**"Kimberly Clark"** Height: 310 mmDepth: 105 mm Width: 160 mm Liquid Soap Dispenser Classic White Range	03
Paper Towel Dispens	**"Kimberly Clark"** Height: 334mm Depth: 184mm Width: 286mm Lockable Paper Towel Cabinet Compact Manual Classic White Range	03
Waste Bin	**"Kimberly Clark"** Height: 522mm Depth: 160mm Width: 365mm Wall mounted Bin . Stainless Steel Range	03
She Bin	**"Kimberly Clark"** Capacity: 20 litres Height: 600 mm Depth: 125mm Width: 420 mm She Bin Stainless Steel Range	01
Grab Rails	Code KB26, 300 x 300 x 300 x 50mm Stainless steel dog leg side grab rail fixed in position. Code KB18, 800 long x 50mm Projecting stainless steel straight grab rail fixed in position	01
Mirrors	Stainless steel or equal approved mirror size 350 x 400m plugged to wall with chrome platted screws	04

FINISHES SCHEDULE / BLOCK

ITEM	DESCRIPTION	QTY
Primary Floor Finish	40mm Untinted Grano screed. Granolithic mix for surface beds, composed of 1 part Surebuild cement (Code: CEM I 42,5N) 2 parts sand and 1 part 5mm granite aggregate finished with a steel trowel in thickness as indicated to surface beds . OPC is to be manufactured in accordance with SANS 50197-1.steel trowel grano finish with a 100 mm high monolithic upwards sloping concave skirting	
Skirting	150 mm high monolithic upwards sloping concave skirting, moulded with special tool	
Final Floor Dressing	Flowtex HT Self levelling epoxy resin mortar screeding compound , with Matt seal coat finish. Colour: Light Stone All surfaces to be clean, sound, laitance and dust free with a maximum moisture content of 5%. Prime surface with one coat Flowprime Solvent Free Epoxy Primer and Basem coat with a maximum over coating time of 24 hours. Apply one coat Light Stone Flowtex HT to a minimum 7mm thickness with a maximum over coating time of 48 hours.	
Internal Wall Finishes	**Facebrick :** Corobrik FBX main brick facing brick (To Match Existing School) pointing with 10 x 6mm recessed Joints : in English bond complying with SANS 2001 - CM1 - Construction works , masonry walling	
Internal Brick Dressing	Clean down with spirits of salts solution and apply two coats silicone-based brick dressing on:	
Ceiling	NO CEILING : CARBOLINEUM WOOD PRESERVER All exposed external structural timber is to receive two coats carbolineum. Timber must be dry and carbolineum applied to the entire overhanging roof member sections before the application of roof sheets.	
Wall Tiles	150X150 Essence White Gloss (WG4-1) Glossy white Wall Tile, fixed to plaster (elsewhere measured) with and approved tile adhesive to and pointed with white cement to splash-backs laid in 2 Lines above whb	

DOOR SCHEDULE

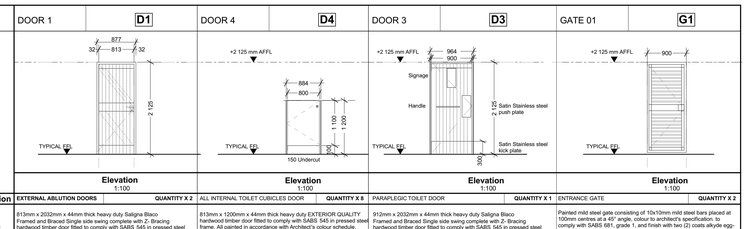

		Elevation 1:100	Elevation 1:100	Elevation 1:100	Elevation 1:100
Item 1	Door Location	EXTERNAL ABLUTION DOORS — QUANTITY X 2	ALL INTERNAL TOILET CUBICLES DOOR — QUANTITY X 8	PARAPLEGIC TOILET DOOR — QUANTITY X 1	ENTRANCE GATE — QUANTITY X 2
Item 2	Door Description	813mm x 2032mm x 44mm thick heavy duty Saligna Blaco Framed and Braced Single side swing complete with Z- Bracing hardwood timber door fitted to comply with SABS 545 in pressed steel frame. All painted in accordance with Architect's colour schedule.	813mm x 1200mm x 44mm thick heavy duty EXTERIOR QUALITY hardwood timber door fitted to comply with SABS 545 in pressed steel frame. All painted in accordance with Architect's colour schedule. Door complete with 100mm Undercut	912mm x 2032mm x 44mm thick heavy duty Saligna Blaco Framed and Braced Single side swing complete with Z- Bracing hardwood timber door fitted to comply with SABS 545 in pressed steel frame. All painted in accordance with Architect's colour schedule.	Painted mild steel gate consisting of 10x10mm mild steel bars placed at 100mm centres at a 45° angle, colour to architect's specification, to comply with SABS 681, grade 1, and finish with two (2) coats alkyde egg-shell paint to comply with SABS 630.
Item 3	Frame	Standard 1.6mm in pressed Galvanised mild steel door frame with profile matching wall, to comply with SABS , complete with lugs and fixtures, to accommodate 813 x 2032 door leaf. Single Rebate frame to accommodate 110mm internal wall	Standard 42mm x 120mm x 1200mm High Hardwood Timber Door Jambs finished with 2 coats gloss enamel paint Frame profiles to suit wall thickness (115mm, 230mm and 345mm), as per floor plans	Standard 1.6mm mild steel double rebate pressed metal frame WPB/WPB to SABS 1129 complete with lugs and fixtures Frame profiles to suit wall thickness (115mm, 230mm and 345mm as per floor plans	50 X 50mm m s mm square tube welded to form frame.
Item 4	Frame Finish	Washable enamel paint Finish complying with SABS 723 for primer, SABS681 for undercoat and SABS 630 type 2 for finish coat. Colour to architect's approval	Washable enamel paint Finish complying with SABS 723 for primer, SABS681 for undercoat and SABS 630 type 2 for finish coat. Colour to architect's approval	Washable enamel paint Finish complying with SABS 723 for primer, SABS681 for undercoat and SABS 630 type 2 for finish coat. Colour to architect's approval	X Itoat Zinc Chromate primer x 2coats gloss enamel (exterior quality)
Item 5	Door Finish	Prime with wood primer to comply with SABS , type 2. Paint one (1) Universal under coat to comply with SABS 681, grade 1, and finish with two (2) coats alkyde egg-shell paint to comply with SABS 630, type 1. Colour to architect's approval	Prime with wood primer to comply with SABS , type 2. Paint one (1) Universal under coat to comply with SABS 681, grade 1, and finish + two (2) coats alkyde egg-shell paint to comply with SABS 630, type 1. Doors to receive 1 prime colour each.Order: Red, Blue, Yellow , Green	Prime with wood primer to comply with SABS , type 2. Paint one (1) Universal under coat to comply with SABS 681, grade 1, and finish with two (2) coats alkyde egg-shell paint to comply with SABS 630, type 1. Colour to architect's approval	Painted mild steel gate consisting of 10x10mm mild steel bars placed at 100mm centres at a 45° angle, to comply with SABS 681, grade 1, and finish with two (2) coats alkyde egg-shell paint to comply with SABS 630. Colour to architect's specification
Item 6	Fan Light	NONE	NONE	NONE	NONE
Item 7	Ironmongery	75mm Four lever security lockset with satin chrome/furniture. Door stop - polished brass floor mounted. AL502-E11A3 150 x 150mm natural anodised aluminium indicator plate with engraved f:emale symbol	Assa Abloy Union Satin Chrome Indicator Bolt SC Plated IMP 75mm Four lever security lockset with satin chrome f:urniture. Door stop - polished brass Wall mounted.	ASSA ABLOY DC300DA R&P CLOSER EN 3-6 DA SIL UNION L-2115-78SS/R E/Profile Cylinder Dead Lock with Roller Latch UNION 3765/1A3 Paraplegic Facility Indicator Bolt A3 UNION 2X203SCMKD Single Cylinder Profile MKD SC PHD-CF-300-2255 SS BT Handle with Flange Fixing - 300mm Centres 22mm Diameter	Prime with wood primer to comply with SABS , type 2. Paint one (1) Universal under coat to comply with SABS 681, grade 1, and finish with two (2) coats alkyde egg-shell paint to comply with SABS 630, type 1. Colour to architect's approval
Item 8	Hinges	3 no. stainless steel medium duty butt hinges.	3 no. stainless steel medium duty butt hinges.	3 SP-DFM-HINGE HEAVY DUTY HINGES BY OTHER MANUFACTURERS	3 SP-DFM-HINGE HEAVY DUTY HINGES BY OTHER MANUFACTURERS

PLUMBING SCHEDULE / BLOCK

ITEM	DESCRIPTION	QUANTITY
Wall Hung Urinal	**LAVATERAWALL HUNG BOWL URINAL PRODUCT CODE 705426/705427** DESCRIPTION :Vaal Sanitaryware vitreous china wall hung "Lavatera" urinal with top inlet (code 705426) or back inlet (code 705427). Overall size 600 x 385 x 380 mm. Top inlet fittings (code 705421) and back inlet fittings (code 705422) include a 38 mm c.p. domical grating, a spreader (with a 20 mm diameter thread), and two brackets. No Traps Req	00
Paraplegic Toilet Seat	Vaal Code 750200 Protea Paraplegic' or other approved white vitreous china paraplegic type low level W.C. suite comprising back outlet 9" trap washdown pedestal pan,heavy duty white plastic hinged seat with flap and chromium plated brass bolts, 9 litre white vitreous china flushing valve type side inlet cistern complete with chromium plated brass extended lever handle, regulation ball valve ditto	01
Junior Toilet Seat	Vaal Sanitaryware JUNIOR 104" LOW LEVEL SUITE PRODUCT CODE 751358 Pan & Cistern Pan Size 270 Wide , 280 Length & 305 Height. Vaal Sanitaryware vitreous china "Junior" 104" outlet washdown pan (code 751300) and matching 6 litre cistern (code 712034) complete with lid and fitments , and junior seat. Fit pan onto floor using a 4:1 cement mortar mix. A richer mixture could result in pedestal failure	08
Jojo Tank Tap	**Jojo Plastic** Water Tank 20mm Heavy Duty PVC Tommy Tap & Reducer kit , including extension pipe where required.	02
Paraplegic Tap	**Cobra** (Taps & Mixers) COB-505-21B - Medical Elbow Action - Taps - Pillar Taps - ChromeNotes: Elbow action. Square type. ¼ turn ceramic disc. Blue indice. ½"BSP MI SANS 226 TYPE 2 Includes , Pillar tap , Flanged backnut , Ideal for medical, kitchen and installations.	01
Standard Taps	**COBRA** Wall Mounted 85mm projecting Commercial DEMAND BIB TAP - CHROME Vendor: Cobra | SKU: FBBANTDT-0GT01 complete with 1 Std male inlet. Diameter 30mm Spout to Deck Height: 24mm. Including all Plumbing, valves and fittings.	04
Troughs & Drainage	1065 mm x 650 mm x 900 mm outdoor commercial Lion Concrete Wash Trough Double (1065mm) SABS Approved . Inclusive of all waste fittings & finishes.	03
Wash Hand Basin	Granite colour: Christy lavatory basin size 570 x 400 x 245mm with one tap hole, with moulded-in soap holder, with splashback. Sample to be approved by Architect	01

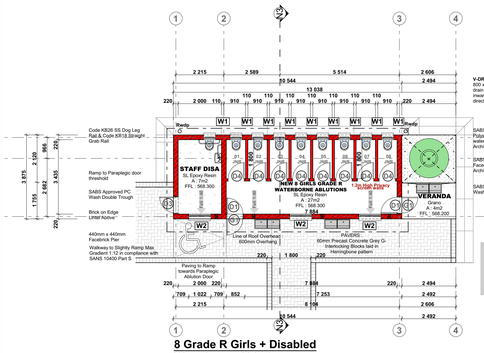

8 Grade R Girls + Disabled Waterborne Ablutions
8 Junior Seats +1 Std Seat
Floor Layout Plan
Scale 1:100
Area : 41m²
FPL : 568.00

GRD8

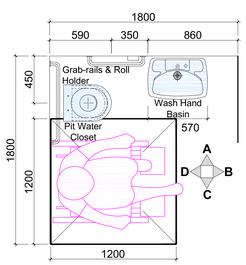

plan-1:25

DISABLED PERSON' ABLUTION FACILITY

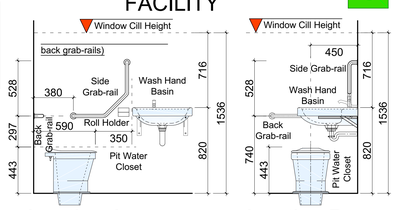

elevation A -1:25 elevation D -1:25

Enviro-Loo CER/ABS-V1 code FG-1040

INSPECTION & APPROVAL BY ENVIRO-LOO SPECIALIST / SUPPLIER :
Allow two site visits to be made by the enviro-loo suppliers to assist/support the contractor in the installation of the enviro-loo and final inspection to ascertain the enviro-loo has been installed correctly at which time a certificate of compliance should between the end-user department and enviro loo supplier

ENVIRO-LOO UNITS :
Collect from store, transport and delivered to site, protect on site and install complete standard enviro-loo system type 1040 industrial CER/ABS-V1 (code FG-1040)

Enviro-Loo CER/ABS-V1 (code FG-1040) Furniture :
- Purpose Made Steel Brackets Fixed to Wall
- 220 Diameter Extractor vent by enviro-loo
- Moulded polyurethane tank cover with a manhole access
- Wind-master Extractor Cowl

GENERAL NOTES

THIS DRAWING IS TO BE READ IN CONJUNCTION WITH ALL RELEVANT ARCHITECT'S AND ENGINEER'S DRAWING.

ALL DIMENSIONS, LEVELS, ETC ARE TO BE CHECKED BEFORE ANY WORK IS COMMENCED AND ANY DICREPANCIES NOTED TO BE BROUGHT TO THE ARCHITECT'S ATTENTION.

ONLY FIGURED DIMENSIONS TO BE USED, SCALING OF DRAWINGS IS NOT ADVISABLE.

ALL RIGHTS RESERVED. NO PART OF THIS DESIGN SHALL BE REPRODUCED, USED ELSEWHERE AND/ OR IN ANY WAY WITHOUT PRIOR PERMISSION FROM THE ARCHITECT/ ENGINEER.

1. ALL CONSTRUCTION WORK AND TEMPORARY WORKS UNDERTAKEN ON SITE WILL COMPLY WITH SANS 10400 NBR - NATIONAL BUILDING REGULATIONS, LATEST EDITION.

2. ALL WORKS UNDERTAKEN WITH REGARDS TO DISABLED FACILITIES (EXISTING, REFURBISHMENTS AND/ OR NEW) WILL COMPLY WITH SANS 10400 PART S PRESCRIPTS, FACILITIES FOR PERSONS WITH DISABILITIES, 2011, 3RD EDITION REGARDS

REVISION INFORMATION

REV. NO	DATE	DESCRIPTION

THE MVULA TRUST APPROVAL
Name:.....
Signature:.....Date:.....

LIMPOPO DEPT EDUCATION APPROVAL
Name:.....
Signature:.....Date:.....

PRINCIPAL AGENT APPROVAL
Name:.....
Signature:.....Date:.....

DISCIPLINE : ARCHITECTURE

BUILDING CLASSIFICATION
C3 : PLACE OF INSTRUCTION (SCHOOL)

CLIENT :
LIMPOPO PROVINCIAL GOVERNMENT REPUBLIC OF SOUTH AFRICA
DEPARTMENT OF EDUCATION
Physical : Cnr 113 Biccard & 24 Excelsior Street Polokwane, 0700
Tel : 015 290 9301 / 7600
Postal : Private Bag X9489, Polokwane, 0700

PRINCIPAL AGENT : SIST CONSORTIUM
SIST ENGINEERS SIMPLE INNOVATIVE SOLUTIONS ON TIME
PHYSICAL : Farm Pal 681 Portion 45 Polokwane, 0699
TEL : 031 065 1099
EMAIL : Talu@sistengineers.co.za
NAME OF COMPETENT PERSON: | CONT NO: | FIRM REG NO:

IMPLEMENTING AGENT :
THE MVULA TRUST — A leading developmental NGO
718 James Crescent, Halfway House, Midrand, 1685, South Africa
Send Us Mail info@themvulatrust.org.za
Call Us +27 11 403 3425

PROJECT NAME
PROPOSED PERMANENT SANITATION FACILITIES FOR TISWINGA PRIMARY SCHOOL EMIS 930 350 514

DRAWING DESCRIPTION
BLOCK B
GRADE R GIRLS + STAFF P
WATERBORNE ABLUTIONS

GRD8

PROJECT STATUS

STAGE 1-3		STAGE 4		STAGE 5-6	
CONCEPT	X	TENDER		CONSTRUCTION	

DESCRIPTION: WATER AND SANITATION PROGRAMME
SCALE: AS SHOWN

SANS 10400 & XA COMPL

	Rational Des	Standard Cal
CONDUCTANCE	Y N	Y N
SOLAR HEAT GAIN	Y N	Y N
GEOGRAPHICAL ZONE		

NBRs COMPLIANCE

	Yes	No
SITE PLAN	X	
OTHER DRAWINGS	X	

OTHER APPROVALS

	Mark with X		
	Yes	No	N/A
Environmental Impact Assessment (EIA)		X	
South African Heritage Resource Agency (SAHRA)		X	
Department of Water and Sanitation (DWS)	X		
South African National Roads Agency (SANRAL)		X	
Other			X

WATER SUPPLIER

	Yes	No	MUNICIPALITY NAME
MUNICIPALITY		X	
BOREHOLE	X		WATER USE LICENCE
PRESSURE			BARS
TANKS	Number		TOTAL CAPACITY
OTHER STORE		X	SPECIFY BELOW

SANITATION SEWER

	Yes	No	MUNICIPALITY NAME
MUNICIPALITY		X	
SEPTIC TANKS		X	CAPACITY
VIP/ENVIRO LOO	X		
PIT LATRINES	X		
OTHER		X	SPECIFY

SITE INFORMATION

ERF NO.	
COVERAGE	
VILLAGE NAME	
DISTRICT	
COORDINATES	

STAGES

SIPDM	SACAP	Mark with X
0		
1		
2		
3	1	
4	2	X
5	3	
6	4	
7	5	
8		
9	6	

PROJECT TEAM

	Competent Contact Person	CONTACT No.	REGISTRATION No.	COMPANY NAME
Architect	MPENDULO SHANGASE	078 319 3469	PrArchST 24751103	SIST CONSORTIUM
Q. Surveyor	SIPHO NTSHAKALA			SIST CONSORTIUM
Struct. Engineer	TALU MUDAU			SIST CONSORTIUM
Civil. Engineer	TALU MUDAU			SIST CONSORTIUM
Mech. Engineer				
Elect. Engineer				
OHS				
Contractor				

DRAWN:	CHECKED:
NAME OF COMPETENT PERSON: MPENDULO SHANGASE	NAME OF COMPETENT PERSON: SIYABONGA MANYONI
REG NO: PrArchST 24751103	REG NO: PrArch 49324416
SIGNATURE:	SIGNATURE:
PROJECT NUMBER: ADD17-BATCH06/TMT/LDOE/LP/21/6 CLUSTER 01	DATE: 25 AUGUST 2023
OCCUPANCY CLASSIFICATION: C3	DWG NO: TSPS- ARCH-200-00
	REV NO: 04